



Board of Regents

AGENDA

Finance & Infrastructure Committee

Wednesday, March 16, 2022 @10:00 a.m.

Conducted Via Remote Participation

Meeting will stream live at: <https://www.youtube.com/S-RbMX0I71A>

1. **Call to Order and Declaration of Quorum**
2. **Approval of Previous Finance Meeting Minutes** – February 10, 2022 Page 1
3. **Action Items**
 - a. Tuition and Fees: State Universities and Charter Oak State College Page 16
 - b. A Gift of Real Property – 729 Main St., Willimantic, CT..... Page 36
 - c. Reallocation of CSCU 2020 Program Funding Page 40
4. **Executive Session**
 - a. Tentative Collective Bargaining Agreements
5. **Adjournment**

Finance & Infrastructure Committee members

Richard J. Balducci, Chair

Felice Gray-Kemp

David R. Jimenez

JoAnn Ryan

Ari Santiago

**BOARD OF REGENTS FOR HIGHER EDUCATION
CT STATE COLLEGES AND UNIVERSITIES (CSCU)**
Minutes of Finance & Infrastructure Meeting
Thursday, February 10, 2022
Conducted Via Remote Participation

REGENTS - PARTICIPATING (Y = yes / N = no)	
Richard J. Balducci, Chair	Y
Felice Gray-Kemp	Y
David R. Jimenez	Y
JoAnn Ryan	Y
Ari Santiago	N
*Julia Noriega, SAC Chair	N
*Brandon Iovene, SAC Vice Chair	N
*Dr. David Blitz, FAC Vice Chair	Y
*ex-officio, non-voting member	

CSCU STAFF:

Alice Pritchard, Chief of Staff
Ben Barnes, Chief Financial Officer
Keith Epstein, VP of Facilities, Real Estate, & Infrastructure Planning
Melentina Pusztay, Director of Budgets and Planning
Pam Heleen, Asst. Secretary of the Board of Regents (recorder)

GUESTS:

Dr. Terry Brown, Campus CEO, Gateway Community College
Dr. Fatma Salman, Interim Dean of Academic and Student Affairs, Manchester
Community College

CALL TO ORDER

Chair Balducci called the meeting to order at 10:03 a.m. Following roll call, Chair Balducci declared a quorum present.

APPROVAL OF PREVIOUS MEETING MINUTES

On motion of Chair Balducci, seconded by Regent Gray-Kemp, the minutes of the December 8, 2021 Finance and Infrastructure Committee meeting were unanimously approved as submitted.

Chair Balducci made a motion to move the discussion of the Gateway Community College Naming Opportunity to the top of the agenda. The motion was seconded by Regent Ryan and approved by unanimous voice vote.

DISCUSSION ITEM

Naming Opportunity - Gateway Community College

- Chair Balducci explained that this donation and its naming opportunity are the first to follow the Naming Policy adopted by the Board in December 2021. The naming opportunity identified is an interior space and therefore, does not need to be approved by the Board, but Chair Balducci wanted to take the opportunity to congratulate everyone at Gateway and to share the process with the Committee.

- Dr. Brown shared the details of the gift.
- Regent Jimenez asked about the history of the fund/source of the donation. Dr. Brown noted that the fund is a separate entity of which Lindy Lee Gold is President.
- As details of an event are coordinated, they will be shared with the Board.

ACTION ITEMS

Establishment of Community College Tuition and Fees

- Ben Barnes highlighted the rationale for the tuition and fees increase. The Staff Report accompanying the Resolution provides the details.
- The specific schedule of charges appears on page 8 (Attachment A) of the Committee packet. There is a slight discount in the per credit charge as the student takes more credits.
- Given maximum PELL and the tuition rates of neighboring states, Regent Jimenez asked whether this tuition increase is too modest. CFO Barnes noted that the increase outlined for the committee as the result of collaborative discussion with campus leadership, CT State leadership, members of the Board. He continued by stating that there is a meaningful number of students who are not well-served by financial aid (i.e., non-traditional students, part-time students). Any additional increase would be an obstacle to enrollment and completion and efforts were made to find the balance.
- The plan also calls for an increase to the set-aside for financial aid from 15% to 17% to minimize the impact of the tuition increase.
- This increase does not address the budget deficit that will face the community colleges next year. The five ways to close a budget gap (increase tuition and fees, use reserves, cut costs, increase state funding, increase enrollment) will all need to be used to some extent to address the deficit.
- The message from the Campus CEOs is that if we raise the tuition too aggressively, enrollment would be harmed because some students would not be able to afford it and that there would be a perception that it was too expensive, and it was not as good a value as it once was. This increase seems to be at a level where the impact on affordability is small enough that the campus leaders could move forward.
- If this increase needs to be revisited, there is nothing that would prohibit the Board from opening the item up for further discussion and exploration.
- David Blitz asked about full funding for the CSU system. Ben Barnes indicated that the legislative budget request is a standalone item on the agenda and asked if the question could be held.
- David Blitz also commented on anecdotal information about the decline in the quality and quantity of services provided at the community colleges as they relate to cost savings.
- Ben Barnes noted that there have been no changes to the Tier 2 fees (on page 10 of the meeting packet). After working with various SGA groups, there now is a unified student activities fee across CT State.

Chair Balducci made a motion for a technical amendment to the last RESOLVED statement:

RESOLVED, ~~That said~~ rate adjustments may be reconsidered by the BOR should circumstances warrant.

Regent Jimenez seconded the amendment which was approved following a unanimous voice vote.

Chair Balducci made a motion to move the amended resolution forward to the full Board for consideration. Regent Ryan seconded the motion which was approved following a unanimous voice vote.

Reporting of Gifts - Manchester Community College

Keith Epstein provided introductory comments concerning the Jack Lardis gift consisting of 13 portraits and one sculpture to be donated to Manchester Community College. Dr. Fatma Salman, Interim Dean of Academic and Student Affairs, Manchester Community College was present to support the item.

On a motion by Chair Balducci and a second by Regent Gray-Kemp, the resolution was carried by unanimous voice vote for full Board consideration.

INFORMATIONAL ITEMS

- FY22 Mid-Year Projections and Budget Update

Ben Barnes and Melentina Puszta provided a budget update based on the spending through December 31 on all campuses and projections for the remainder of the fiscal year. Their presentation is included as Attachment A.

- Ben Barnes noted that the CRF funds are not reflected in the P&L. CRF funds are additional moneys, are considered a grant fund, and are not part of the general operating funds.
- Chair Balducci asked about the 23.6% decline in "All Other Revenue." Melentina Puszta explained they include all other activities on campus (i.e., athletic events, restricted activities on campus). Although the percentage change appears quite large, the change is only \$2.3 million.
- David Blitz pointed out on page 19 of the meeting packet that the current projections do not include any impact from a SEBAC agreement or any possible retroactive payment. Neither the cost of salary increases, nor any fringe benefits impact is reflected on the FY22 Mid-year Projection. He believes that this is not realistic. Ben Barnes indicated that when this data was assembled, there was no information known about the status of SEBAC agreements. More information about estimates of the aggregate cost of the SEBAC agreements will be presented during the "Legislative Budget Request" presentation.
- Regent Jimenez asked whether it has been determined that the enrollment decline is due to the pandemic and what are the campus leaders doing to turn the decline around. Ben Barnes responded that there is a long-term trend towards declining enrollment in higher education which is most pronounced as the school becomes less selective. The pandemic has accounted for precipitous drops in enrollment far beyond those expected due to fewer high school graduates. We anticipate that with relaxing of COVID mandates, enrollment might rebound, but not quickly. Efforts are being undertaken in the community colleges to improve enrollment trends (i.e., financial aid set-asides, increase contact with local high schools, Guided Pathways). Fall-to-fall retention is about 60%. Universities are working on some changes to their tuition structure related to out-of-state students to improve their enrollment situations, as well as investigating graduate programs that are in demand and might garner additional enrollment.
- Regent Jimenez indicated that the Regents would like to hear more about these plans to increase enrollment.

- Legislative Budget Request
 - Ben Barnes noted that estimates of the budget shortfall have been developed for next year across the system, based on current levels of enrollment and tuition, the proposed tuition increase, and what we know about state assistance (the Governor's budget proposal).
 - Total projected budget shortfall for next year exceed \$250M and are outlined as follows:
 - o \$23M for the 27th pay in 2023
 - o \$78M in salary and fringe for the FY22 SEBAC (retroactive raises)
 - o \$40M SEBAC FY23
 - o \$40M in associated fringe (for 27th pay and SEBAC)
 - o \$84M in lost tuition and fees due to COVID
 - o \$60M in 2 years of raises from the 2017 SEBAC agreement
 - Working to align our shortfall with the Governor's budget. Met with the leaders of all the bargaining units to give them the most current estimates of the shortfall and to let them know that we would be asking the legislature for the funds to close the gap. They have agreed to work with us and support the ask.
 - An update is expected in time for the February 24 BOR meeting.
- CSUS 2020 Program Report
 - Keith Epstein provided a report on the status and progress of the long-term capital projects across the system. The amount committed as of 11/30/2021 is \$991,773,788 and the amount expended as of the same date is \$914,307,828. Projected FY22 expenditures are \$55M+.
 - Most projects have not changed in scope or cost since the last report.
 - Next step is to start planning for 2025 bonding.

OTHER NOTE:

Regent Balducci congratulated David Blitz on his naming as a member of the Community Executive Board of the CT Mirror.

ADJOURNMENT

On a motion by Regent Jimenez, seconded by Regent Ryan, the meeting adjourned at 11:37 a.m.

FY2022 Mid-Year Spending Update

Finance and Infrastructure Committee

February 10, 2022

Ben Barnes, CFO

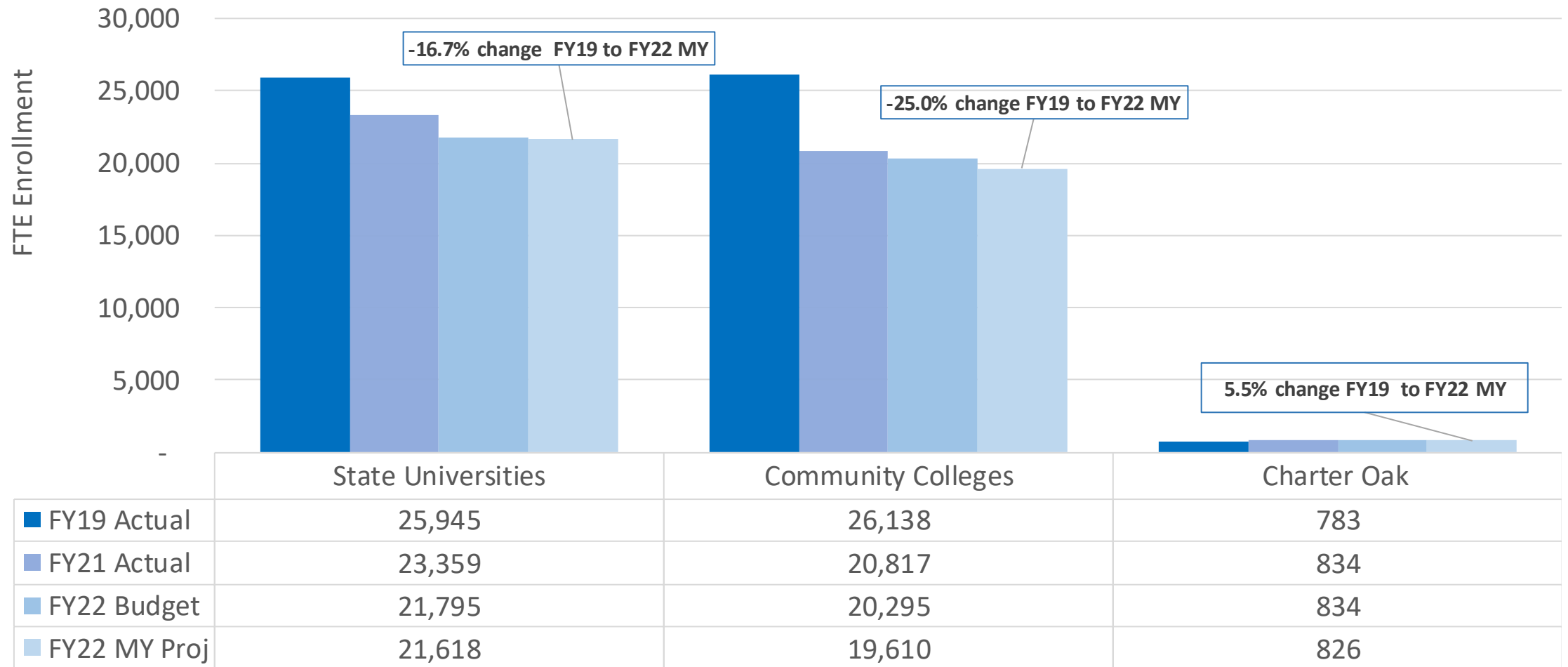
CSCU

**Connecticut State
Colleges & Universities**

Highlights

- CSCU institutions relied on direct HEERF grants and CRF grants pass-through the State to fund their operations during FY21 and FY22.
- Tuition and Fees Revenue decreased by \$5.4 million or 1% below the levels expected in the revised spending plan.
- All other revenue are \$2.3 million less than or 14% lower than originally expected.
- Projected personnel cost and fringe benefits decreased by \$7.9 million mostly due to a significant number of retirements.
- FY22 Projected All Other Expenditures remain nearly flat.

FTE Enrollment (FY19, FY21, FY22 Budget and Proj)



FY2021 Actual and FY2022 Projection

	Additional Funds - HEERF & CRF Grants	
	FY2020-21 Actual	FY2021-22 Projection
Community Technical Colleges	35,565,156	40,212,062
State Universities	36,843,635	46,635,113
Charter Oak State College	-	-
Total	\$72,408,791	\$86,847,175

COVID-19 Federal Grants pass through the State (CRF)

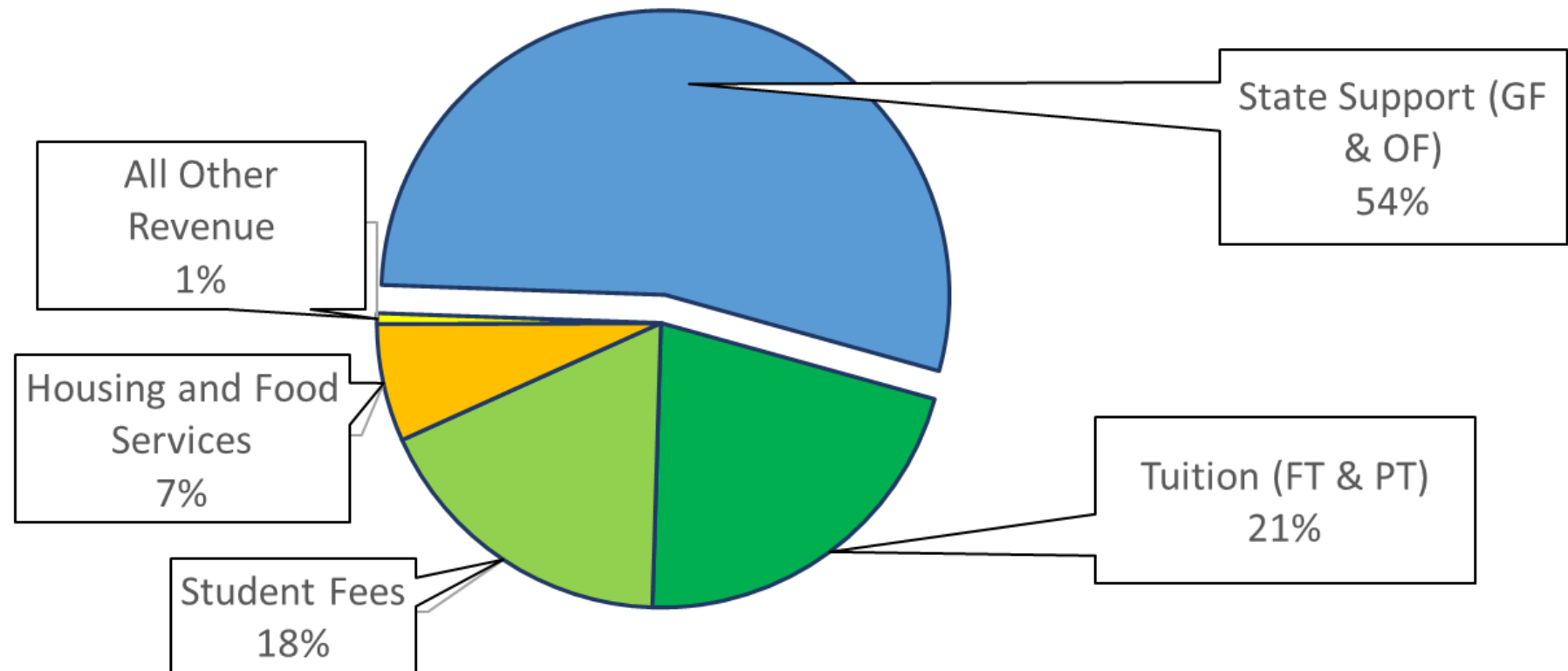
Allocation for COVID-19 Expenditures (CRF Fund 12060 SID 29561)					
	GEERF - Gov ReliefTechnology Expenditures	FY2020	FY2021	FY2022	Total CRF Reimbursement
State Universities					
Central Connecticut State University	-	2,066,329	11,485,180	1,563,003	15,114,512
Eastern Connecticut State University	-	437,125	7,711,856	542,201	8,691,182
Southern Connecticut State University	-	1,342,694	9,873,481	2,186,746	13,402,921
Western Connecticut State University	-	147,560	4,408,946	903,401	5,459,907
CSU System Office	-	38,424	454,283	-	492,706
State Universities Total	\$0	\$4,032,133	\$33,933,745	\$5,195,350	\$43,161,228
Community Technical Colleges					
Asnuntuck Community College	57,824	34,458	138,935	247,934	479,150
Capital Community College	105,640	66,425	460,027	403,688	1,035,780
Gateway Community College	162,352	77,122	760,813	1,234,780	2,235,066
Housatonic Community College	108,976	73,007	721,502	640,684	1,544,169
Manchester Community College	135,664	3,597	603,748	973,757	1,716,767
Middlesex Community College	61,160	2,574	174,001	252,417	490,152
Naugatuck Valley Community College	154,568	20,673	827,325	1,157,043	2,159,609
Northwestern Community College	53,376	3,995	40,723	298,700	396,793
Norwalk Community College	7,479	116,976	502,099	984,438	1,610,993
Quinebaug Valley Community College	-	15,662	167,768	248,483	431,914
Three Rivers Community College	-	15,881	515,347	360,136	891,364
Tunxis Community College	-	28,909	207,651	556,479	793,039
CCC System Office	-	580,523	1,930,325	888,160	3,399,008
Community Technical College Total	\$847,039	\$1,039,802	\$7,050,265	\$8,246,699	\$17,183,805
Charter Oak State College	\$152,961	\$25,422	\$48,711	\$0	\$227,094
GRAND TOTAL CSCU	<u>\$1,000,000</u>	<u>\$5,097,357</u>	<u>\$41,032,721</u>	<u>\$13,442,049</u>	<u>\$60,572,127</u>

CSCU FY022 Mid-Year Projection

<i>\$ Millions</i>	FY2021	FY2022			
Revenue	Actual	Rev Budget	Mid-Year Review	\$ Change	% Change
State Appropriations	\$314.8	\$314.9	\$315.0	\$0.1	0.0%
Fringe Paid by State	320.6	347.5	347.6	0.1	0.0%
Tuition (FT & PT)	280.5	264.7	261.0	(3.8)	-1.4%
Student Fees	224.3	220.6	219.0	(1.6)	-0.7%
Housing and Food Services	60.2	81.5	82.4	0.9	1.1%
All Other Revenue	6.9	10.0	7.6	(2.3)	-23.6%
	<u>\$1,207.3</u>	<u>\$1,239.1</u>	<u>\$1,232.6</u>	<u>(\$6.6)</u>	<u>-0.5%</u>
Expenses					
Salary Cost	581.8	603.3	600.8	(2.5)	0%
Fringe Benefit Cost	403.0	429.9	424.5	(5.4)	-1%
Institutional Financial Aid/Match and	78.7	75.9	77.7	1.7	2%
Utilities	26.5	28.0	28.6	0.6	2%
All Other Expenses	124.0	172.0	170.4	(1.6)	-1%
Debt Service	29.9	27.4	28.8	1.4	5%
	<u>\$1,243.8</u>	<u>\$1,336.4</u>	<u>\$1,330.7</u>	<u>(5.8)</u>	<u>0%</u>
Net Loss Before Adjustments	<u>(36.6)</u>	<u>(97.3)</u>	<u>(98.1)</u>	<u>(0.8)</u>	<u>1%</u>
Adjustments					
Transfers	(2.8)	2.6	1.2	(1.5)	-55%
Additional Funds - HEERF	72.4	95.5	86.8	(8.6)	-9%
Additional Funds - ARPA	-	10.0	10.0	-	n.a.
Net Results	<u>\$33.0</u>	<u>\$10.8</u>	<u>(\$0.1)</u>	<u>(\$10.9)</u>	<u>-101%</u>

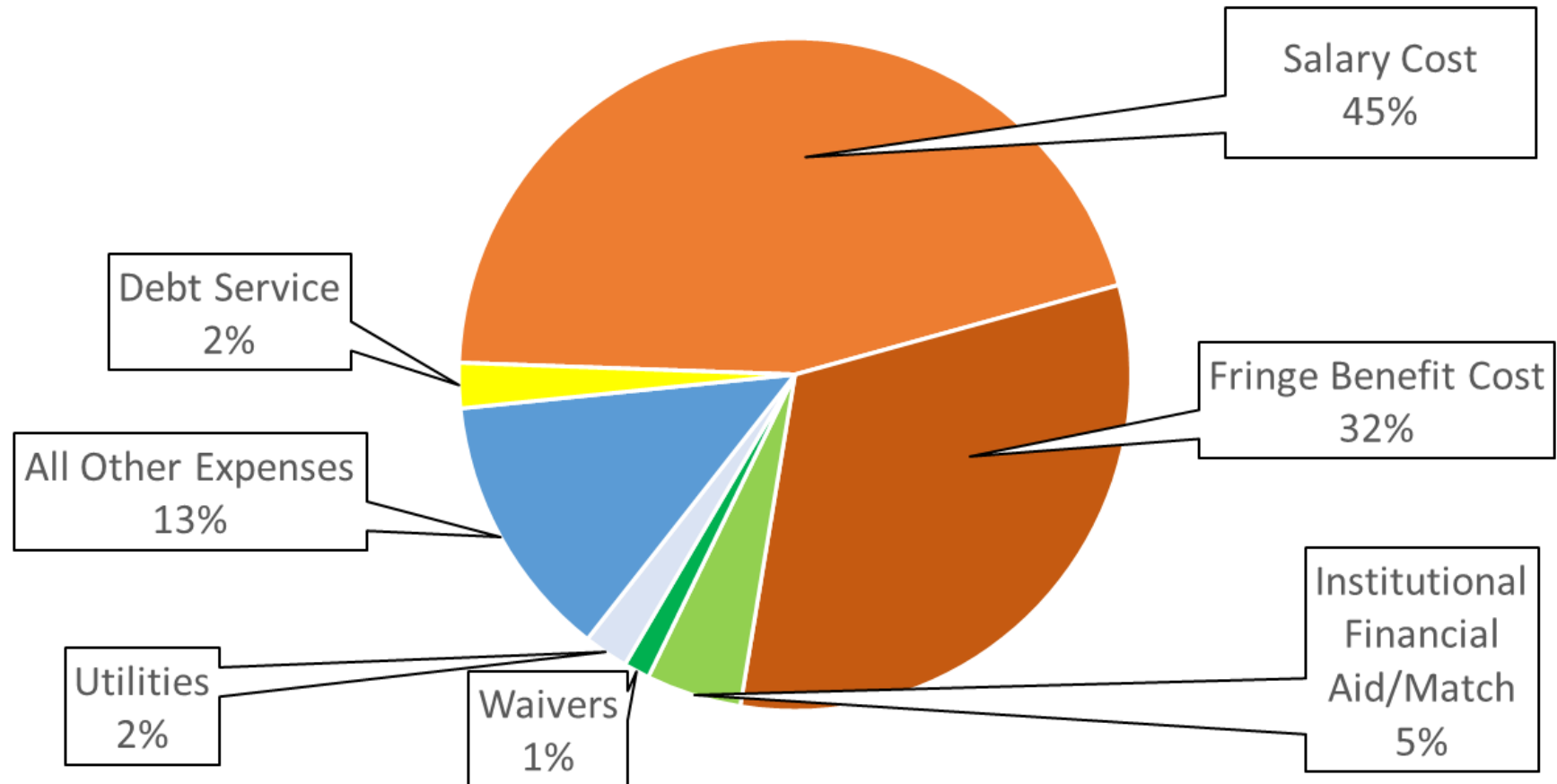
CSCU FY22 Mid-Year Projection Revenue Overview

Revenue Sources % of Total

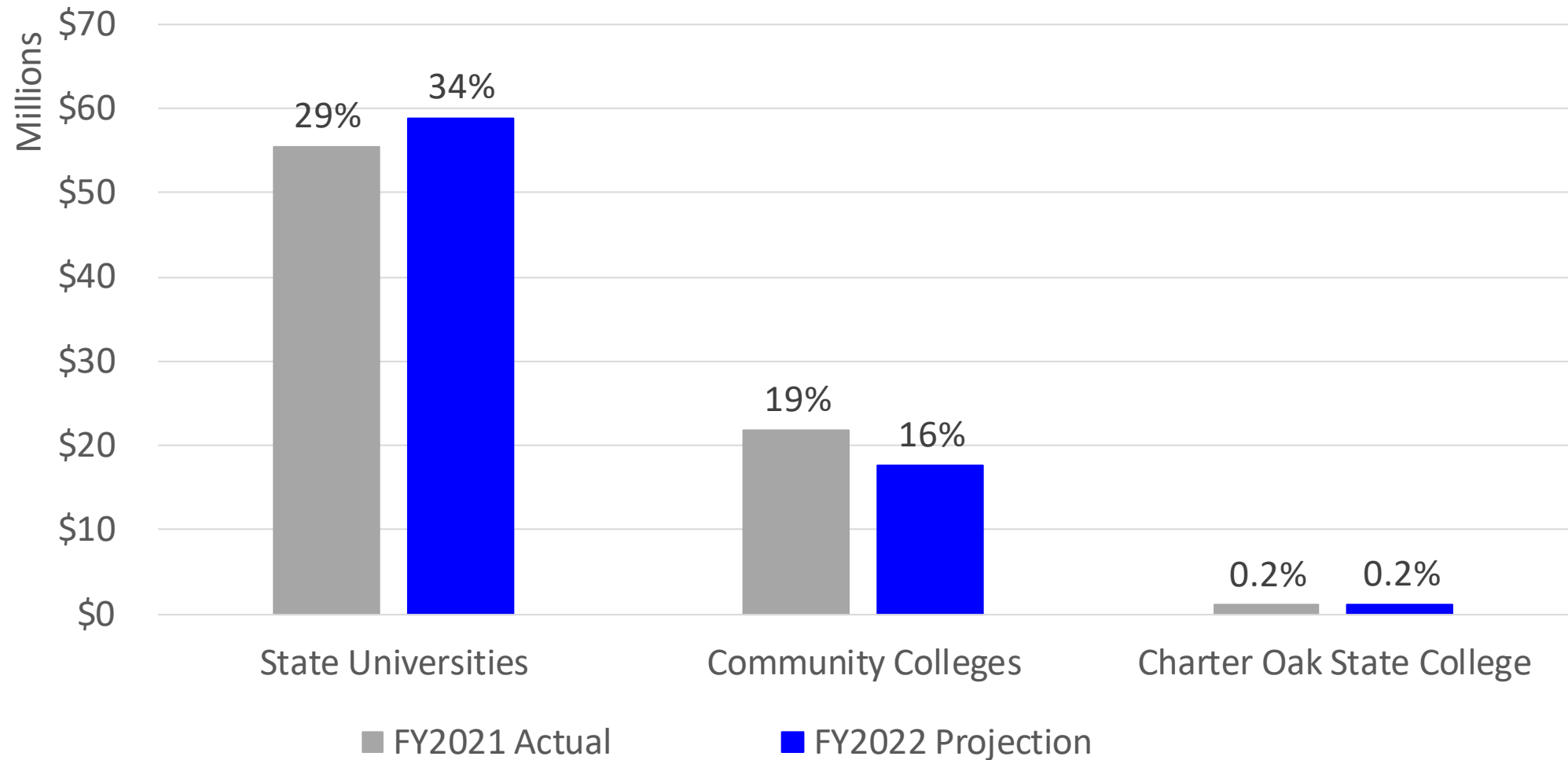


CSCU FY22 Mid-Year Projection Expenditures Overview

CSCU Expenditures % of Total



FY 2021 Actual and FY2022 Projection Institutional Financial Aid % of Net Tuition



Projected Unrestricted Net Assets (UNP)

<i>\$ millions</i>	UNP Actual 6/30/21	Accrual entry for HEERF funds recognized in FY 21	FY22 Mid-Yr Proj Addition/Use of Funds	UNP Proj 6/30/22	% Change
State Universities	\$ 160.2	\$ (14.0)	\$ 2.7	\$ 148.9	-7.0%
Connecticut Community Colleges	55.0	(6.2)	(3.2)	45.6	-17.1%
Charter Oak State College	6.9	-	0.2	7.0	2.3%
Board of Regents	n.a.	n.a.	n.a.	n.a.	n.a.
CSCU Total	<u>\$ 222.1</u>	<u>\$ (20.2)</u>	<u>\$ (0.3)</u>	<u>\$ 201.5</u>	<u>-9.2%</u>

Notes:

67% of State Universities UNP are designated reserves for specific projects, such as: CHEFA repayment debt service (43%), funds set-aside for renewal and replacement of furniture and equipment for auxiliary buildings (such as residence halls and dining halls), some funds are specifically required within the Fund Balance Guidelines to be set aside by each university to meet unexpected contingencies such as emergencies, unexpected one-time expenditures, etc.

Risks

Enrollment decline

Increase in personnel cost due to collective bargaining increases (not included in this projection)

Additional Federal emergency funding expiring in FY2023

Large number of retirements from “Silver Tsunami”

RESOLUTION

Concerning

CONNECTICUT STATE UNIVERSITY AND CHARTER OAK STATE COLLEGE

FY2023 TUITION AND FEES

March 24, 2022

- WHEREAS, The Board of Regents for Higher Education (“BOR”) pursuant to Connecticut General Statute section 10a-6(a)(3) establishes tuition and fee policies for the institutions that comprise the Connecticut State Colleges & Universities (“CSCU”); and
- WHEREAS, The BOR in accordance with Connecticut General Statute section 10a-99(a), shall fix fees for tuition and shall fix fees for such other purposes as the board deems necessary at the state universities; and
- WHEREAS, The BOR in accordance with Connecticut General Statute 10a-143(e), shall fix fees at Charter Oak State College and shall fix fees for such other purposes as the Board deems necessary; and
- WHEREAS, The State Universities have been successful at controlling costs yet despite recent declines in enrollment still must fund wage increases and other expenses necessary to ensure the high quality of the education they provide to students, and
- WHEREAS, The State Universities have identified strategies to increase enrollment by out-of-state students in order to address recent steep enrollment declines, and
- WHEREAS, Charter Oak State College has seen marked improvements in its fiscal position and enrollment over recent years and has maintained stable enrollment through aggressive marketing and outreach to students, and
- WHEREAS, The proposals for tuition and fees as presented were developed through discussions among stakeholders, including University and College Presidents, who arrived at the consensus that CSCU is best served by implementing inflationary tuition and mandatory fee increases at our institutions, therefore be it
- RESOLVED, That the FY2023 rates reflected on the attached report and schedules are effective at each state university and Charter Oak State College as appropriate, and be it further
- RESOLVED, That the Universities and Charter Oak shall charge the rate identified for participants in the New England Board of Higher Education’s regional tuition

program, the “NEBHE Rate,” to students from New York and New Jersey in addition to New England states, and be it further

RESOLVED, That the Universities and Charter Oak shall have the option to charge the NEBHE Rate for additional states or all states outside of Connecticut, and be it further

RESOLVED, That the Universities and Charter Oak shall have the option to charge students from New York and New Jersey the same rate as identified for Connecticut resident students; and be it further

RESOLVED, That the President of CSCU in facilitating Board-approved policies, may make limited and necessary adjustments to tuition and fees to conform with these policies, provided that the adjustments shall not increase the combined cost of tuition and fees as established by the BOR, so as to not increase costs to students, and that said adjustments will be promptly communicated to the Finance and Infrastructure Committee of the Board for their review, and be it further

RESOLVED, That said rate adjustments may be reconsidered by the BOR should circumstances warrant.

A True Copy:

Dr. Alice Pritchard, Secretary
Board of Regents for Higher Education

ACTION ITEM

Fiscal 2023 Tuition and fees at the Universities and Charter Oak State College

State Universities are proposing an increase of \$291 per semester or \$24 per credit for tuition and mandatory fees for the academic year that begins in the fall of 2022. Requested Tuition and Mandatory Fee increases based on the consensus recommendation of the Universities, which considered extensive information on affordability as well as the financial need of the institutions. The housing fee varies campus-by-campus depending upon the need to recover overhead costs related to these auxiliary services. The food service fee also reflects campus-specific contract terms and increases in food costs. Proposed adjustments to Tier II fees are also included as requested by each University and described below.

Charter Oak is proposing to keep all major portions of its tuition structure flat with the prior year, this will be the third consecutive year without an increase in tuition. Charter Oak proposed minor changes to Tier II fees.

Affordability

The Enrollment and Tuition Task Force, including each University's President, received and considered a comprehensive review of affordability and enrollment management strategy prepared by a group including members of State Universities and System Office staff. Fall 2021 enrollment on matriculated undergraduate and graduate students was used for this study. Loren Loomis Hubbell, CSCU Controller, provided significant input in developing a complex analysis. The group's focus was to provide valuable information on affordability and net tuition revenue at the State Universities:

- Net Tuition and Fees cost to students not covered by grants and how students pay.
- Net Tuition Revenues including Auxiliary that State Universities earn from students to cover operating costs.
- The Net Revenues per student based on state residence and for graduate and undergraduate students.

Based on the data available, and in support of the four universities' strategies to improve enrollment and auxiliary revenue with active recruitment of students from nearby states, this recommendation includes the following changes to our university tuition practices:

1. The Universities shall charge the NEBHE rate for all NY and NJ students.
2. The Universities shall maintain uniform tuition rates, with continued variation in fees and housing/meal rates to reflect campus costs.
3. The Universities shall have the option to expand NEBHE rate to students from other states or all other states.
4. The Universities shall have the option to lower the rate for NY and NJ students to the in-state rate.

While in some instances there will be a cost to these changes, in many cases, such as with athletic scholarships at Central or Southern, the reduced nominal tuition cost for out-of-state students will be offset by lower scholarship costs. It is anticipated that these changes will help to augment out-of-state enrollment and auxiliary revenue over the coming years.

Budget Context

Based on the Governor's recommended budget for FY2023, CSUs anticipate receiving \$5.1 million in additional funding for 27th payroll, and \$14.5 million for pay increases to fund collective bargaining increases. These figures are proposed, and the final FY2023 State appropriations will be made known when the State budget is finalized.

CSU FY22 and FY23 Shortfall			
		FY2022	FY2023
<u>SEBAC, 27th Payroll and Fringe Benefits</u>			
SEBAC Payroll	\$	20,598,673	\$ 20,830,860
Fringe Benefits SEBAC		14,289,943	14,451,018
27th Payroll		-	13,127,987
Fringe Benefits on 27th Payroll		-	9,107,295
Pandemic Impact on Enrollment		-	49,177,226
	\$	34,888,616	\$ 106,694,386
<u>Governor's Recommended Adjustments</u>			
SEBAC Payroll		13,358,000	14,500,000
Fringe Benefits SEBAC		-	-
27th Payroll		-	5,100,083
Fringe Benefits on 27th Payroll		-	-
Pandemic Impact on Enrollment ***		-	21,409,496
	\$	13,358,000	\$ 41,009,579
Remaining Deficit	\$	21,530,616	\$ 65,684,807

Based on the Governor's recommended budget adjustments for FY 2023 the CSUs anticipate a shortfall from current services in FY2023 of \$65.7 million. A request for additional funds to cover the impact of pandemic on enrollment, collective bargaining increases and associated fringe benefits cost was presented to Legislators on March 10, 2022.

The FY2023 preliminary budget submitted by State Universities took into consideration the level of State funding per Governor's proposal, the trends in enrollment, anticipated collective bargaining increases, as well as escalating utility and all other costs. Estimated income from tuition and fee revenue after adjusting for anticipated financial aid, waivers and bad debt expense is \$238 million, or 28 % of \$845 million Total E&G budget.

Enrollment projections developed for the preliminary FY2023 revenue projections are based on assumptions of current trends and available current registration data at each University. FY2023 preliminary revenue projection was built on a projected flat to slight decline in enrollment. These estimated student enrollment projections take into consideration some phasing out of the pandemic impact on student registration numbers at the CSUs.

State Universities

For FY2022-23, it is proposed that tuition be increased by \$154 per semester or \$13 per credit for all in-state undergraduate students. Mandatory fees: University General Fee is to be increased by \$113 per semester or \$9 per credit; University fee (CHEFA) is to be increased by \$24 per semester or \$2 per credit as required for debt service needs. Beginning with Fall 2022, the same University fee rate to be applied to all students: in-state, out-of-state and NEBHE.

SYSTEMWIDE AVERAGE				
	Actual FY 2022	Proposed FY 2023	\$ Increase	
			Per Semester	Per Credit
<u>Undergraduate In-State</u>				
<u>Full-Time Students</u>				
Tuition	\$6,162	\$6,470	\$154	\$13
University General Fee	4,517	4,743	113	9
University Fee	946	994	24	2
Total, Commuting Student	\$11,625	\$12,207	\$291	\$24

Tuition and mandatory fees are proposed to increase by \$329 per semester or \$27 per credit for all in-state graduate students.

SYSTEMWIDE AVERAGE				
	Actual FY 2022	Proposed FY 2023	\$ Increase	
			Per Semester	Per Credit
<u>Graduate In-State</u>				
<u>Full-Time Students</u>				
Tuition	\$7,674	\$8,058	\$192	\$16
University General Fee	4,517	4,743	113	9
University Fee	946	994	24	2
Total, Commuting Student	\$13,137	\$13,795	\$329	\$27

A general summary of proposed changes to Tier II fees recommended by each CSU is shown below:

Central Connecticut State University

Central proposes 2% increase in Housing fee and 3% increase to Food service fee to recover the overhead costs associated with this activity and increased in food costs.

Central requested updates to Tier II Fee schedule to correct the increase to Orientation fee approved for FY21 from \$125 to \$150. Note: the approved increase was not implemented in FY22 but will start in FY23.

Eastern Connecticut State University

Eastern proposes a 5% increase to each Housing fee and Food service fee respectively to recover the associated overhead costs and increased in food costs.

Eastern requested changes to Tier II Fees: beginning with Fall 2022, Eastern is eliminating the \$50 registration fee for online classes and is increasing the part-time registration fee from \$40 to \$60. All other Tier II fees remain at the FY22 levels.

Southern Connecticut State University

Southern is increasing the Housing and Food service fees by 3% each based on the market analysis and the need to recover the overhead costs associated with this activity and increased in food costs.

Southern requested changes to Tier II fees that were approved for FY22 but have not and will not be implemented, such as:

1. edTPA fee of \$300 per occurrence for Student Teaching.
2. CMD Graduate Program fee - one-time fee of \$130 for full-time and \$15 for part-time graduate students who are registered for any 500 or 600 level CMD courses.
3. NSCA Certification Test Fee (National Strength Conditioning Association) – one-time lab fee of \$340 for full-time students enrolled in HMS 455 – Conditioning for Strength & Human Performance II course.
4. HMS 571 Lab Equipment and Supplies Fee – one-time lab fee of \$53 for full-time students enrolled in HMS 571 – Methods and Procedures of Physical Fitness Testing course.
5. ACSM-EP Exam & Equipment Fee – one-time fee of \$207 for full-time students enrolled in HMS 488 – Exercise Testing & Prescription course.

After last year's Tuition & Fee approval process, the University determined that these fees did not comply with the official definition and purpose the BOT intended when the fees were first created. For example, most of these fees were for certification tests, software, and items that the University should have funded as part of the curriculum. Rather than risk non-compliance with audit, accreditation, and regulatory oversight, as well as burden students with additional costs, it was decided not to implement them.

Western Connecticut State University

Western proposes an increase to Housing and Food service fees by 5% each based on their market analysis and increased in food costs.

Western proposed the discontinuation of the \$25 fee for eLearning Incomplete /Access. After some research and in consultation with other CSUs, this fee is not charged on any student's account or anywhere in Banner. There is no detail code for this fee in Banner so Western reports that no funds have been collected from this fee. Western, therefore, is proposing the elimination

of this eLearning Incomplete/Access Fee of \$25 to be in line with sister CSUs (currently WCSU is the only CSU assessing this fee).

Having two Registration Fees (\$60 for all students, and an additional \$50 for those taking online classes) are confusing to students. Research reveals that neither CCSU nor SCSU are charging students an online registration fee. Both ECSU and WCSU have decided to be in alignment with CCSU and SCSU. Hence, Western will continue to charge the part-time registration fee \$60, Western is proposing the elimination of the \$50 eLearning Registration Fee beginning with FY23. All other Tier II Fees remain at the FY 21 levels.

Charter Oak State College:

Charter Oak is proposing to keep all major portions of its tuition structure flat with the prior year. This will be the third consecutive year in a row to keep tuition flat and reflects a system-wide focus on access and affordability. The following are recommended adjustments to Tier II fees:

- The graduation fee was removed in response to specific State of Connecticut legislation and the funding provided by the State to offset that revenue.
- There is an immaterial increase related to a Tier II fee associated with Charter Oak's external testing lab (i.e. represents the pass through of a credit card gateway charge we are now assessed by a vendor).

Charter Oak is proposing to not eliminate the out of state tuition differential this year, but is working towards flattening the rate in the 23/24 academic year. During the course of the 22/23 academic year Charter Oak will increase its institutional aid budget to further offset the cost differential for out of state students which will soften the transition to a uniform rate the following fiscal period. Charter Oak is also assessing the impact of awarding institutional aid on its specific enrollment strategies.

Keeping Charter Oak's current tuition profile flat keeps the College an affordable online option for State of Connecticut residents seeking a 4-year degree online while allowing Charter Oak to stay competitive for national level opportunities.

RECOMMENDATION

Staff recommends the adoption of the included resolution, including by reference the tuition and fee schedules and the changes to tuition and fee rates for certain out-of-state students.

CONNECTICUT STATE UNIVERSITIES
SYSTEMWIDE AVERAGE
FY2022-23 Tuition and Fee Rates - Academic Year

	SYSTEMWIDE AVERAGE											
	Undergraduate In-State				Undergraduate Out-of-State				Undergraduate NE Regional			
	Actual	Proposed	FY23 vs. FY22		Actual	Proposed	FY23 vs. FY22		Actual	Proposed	FY23 vs. FY22	
	FY 2021-22	FY 2022-23	\$	%	FY 2021-22	FY 2022-23	\$	%	FY 2021-22	FY 2022-23	\$	%
Tuition	6,162	6,470	308	5.0%	18,436	19,358	922	5.0%	9,244	9,706	462	5.0%
University General Fee	4,517	4,743	226	5.0%	4,517	4,743	226	5.0%	4,517	4,743	226	5.0%
University Fee	946	994	48	5.1%	2,076	994	-1,082	-52.1%	946	994	48	5.1%
Student Activity Fee	178	178	0	0.0%	178	178	0	0.0%	178	178	0	0.0%
Media Fee	15	15	0	0.0%	15	15	0	0.0%	15	15	0	0.0%
Subtotal	11,818	12,400	582	4.9%	25,222	25,288	66	0.3%	14,900	15,636	736	4.9%
Transportation Fee (\$40 per semester)	80	80	0	0.0%	80	80	0	0.0%	80	80	0	0.0%
Total - Commuting Student	11,898	12,480	582	4.9%	25,302	25,368	66	0.3%	14,980	15,716	736	4.9%
Housing (Double)	7,691	7,985	294	3.8%	7,691	7,985	294	3.8%	7,691	7,985	294	3.8%
Food Service	5,812	6,047	235	4.0%	5,812	6,047	235	4.0%	5,812	6,047	235	4.0%
Residence Hall Social Fee	45	45	0	0.0%	45	45	0	0.0%	45	45	0	0.0%
Total Tuition and Fees	25,446	26,557	1,111	4.4%	38,850	39,445	595	1.5%	28,528	29,793	1,265	4.4%
Tuition Part Time (Per Credit Hour)	257	270	13	5.1%	257	270	13	5.1%	257	270	13	5.1%
General University Fee (Per Credit Hour)	323	338	15	4.6%	326	342	16	4.9%	326	342	16	4.9%
Extension Fee (Per Credit Hour)	579	608	29	5.0%	583	612	29	5.0%	583	612	29	5.0%
Registration Fee (Per Semester)	53	58	5	9.4%	53	58	5	9.4%	53	58	5	9.4%
Transportation Fee (\$40 per semester)	40	40	0	0.0%	40	40	0	0.0%	40	40	0	0.0%
Student Activity Fee	3	3	0	0.0%	3	3	0	0.0%	3	3	0	0.0%
	SYSTEMWIDE AVERAGE											
	Graduate In-State				Graduate Out-of-State				Graduate NE Regional			
	Actual	Proposed	FY23 vs. FY22		Actual	Proposed	FY23 vs. FY22		Actual	Proposed	FY23 vs. FY22	
	FY 2021-22	FY 2022-23	\$	%	FY 2021-22	FY 2022-23	\$	%	FY 2021-22	FY 2022-23	\$	%
Tuition	7,674	8,058	384	5.0%	19,768	20,756	988	5.0%	11,512	12,088	576	5.0%
University General Fee	4,517	4,743	226	5.0%	4,517	4,743	226	5.0%	4,517	4,743	226	5.0%
University Fee	946	994	48	5.1%	2,076	994	-1,082	-52.1%	946	994	48	5.1%
Student Activity Fee	132	132	0	0.0%	132	132	0	0.0%	132	132	0	0.0%
Total Commuting Student	13,269	13,927	658	5.0%	26,493	26,625	132	0.5%	17,107	17,957	850	5.0%
Housing (Double)	7,691	7,985	294	3.8%	7,691	7,985	294	3.8%	7,691	7,985	294	3.8%
Food Service	5,812	6,047	235	4.0%	5,812	6,047	235	4.0%	5,812	6,047	235	4.0%
Residence Hall Social Fee	45	45	0	0.0%	45	45	0	0.0%	45	45	0	0.0%
Total Tuition and Fees	26,817	28,004	1,187	4.4%	40,041	40,702	661	1.7%	30,655	32,034	1,379	4.5%
Tuition Part Time	425	446	21	4.9%	425	446	21	4.9%	425	446	21	4.9%
General University Fee	273	286	13	4.8%	276	290	14	5.1%	276	290	14	5.1%
Extension Fee (Per Credit Hour)	697	732	35	5.0%	701	736	35	5.0%	701	736	35	5.0%
Registration Fee (Per Semester)	55	60	5	9.1%	55	60	5	9.1%	55	60	5	9.1%
Student Activity Fee	3	3	0	0.0%	3	3	0	0.0%	3	3	0	0.0%

CONNECTICUT STATE UNIVERSITIES

**Undergraduate and Graduate Tuition and Fee Increases by Commuting & Resident Student
Dollar & Percent Change FY2022-23**

FY 2022-23 Academic Year	CENTRAL				EASTERN				SOUTHERN				WESTERN			
	<u>Undergraduate</u>		<u>Graduate</u>		<u>Undergraduate</u>		<u>Graduate</u>		<u>Undergraduate</u>		<u>Graduate</u>		<u>Undergraduate</u>		<u>Graduate</u>	
In-State Commuting Student	\$564	4.9%	\$640	5.0%	\$606	4.9%	\$682	4.9%	\$580	4.9%	\$656	5.0%	\$578	4.9%	\$654	4.9%
In-State Resident Student	\$854	3.6%	\$930	3.7%	\$1,326	5.0%	\$1,402	5.0%	\$990	3.9%	\$1,066	4.0%	\$1,270	4.9%	\$1,346	5.0%
Out-of-State Commuting Student	\$48	0.2%	\$114	0.4%	\$90	0.4%	\$156	0.6%	\$64	0.3%	\$130	0.5%	\$62	0.2%	\$128	0.5%
Out-of-State Resident Student	\$338	0.9%	\$404	1.1%	\$810	2.0%	\$876	2.1%	\$474	1.2%	\$540	1.3%	\$754	1.9%	\$820	2.0%

CONNECTICUT STATE UNIVERSITIES**In-State Undergraduate Cost of Attendance Schedule****FY2021-22 & FY2021-23 Tuition and Fee Rates - Academic Year**

	CENTRAL				EASTERN				SYSTEMWIDE AVERAGE			
	Undergraduate In-State				Undergraduate In-State				Undergraduate In-State			
	Actual	Proposed	FY23 vs. FY22		Actual	Proposed	FY23 vs. FY22		Actual	Proposed	FY23 vs. FY22	
	FY 2021-22	FY 2022-23	\$	%	FY 2021-22	FY 2022-23	\$	%	FY 2021-22	FY 2022-23	\$	%
Tuition	6,162	6,470	308	5.0%	6,162	6,470	308	5.0%	6,162	6,470	308	5.0%
University General Fee	4,154	4,362	208	5.0%	4,996	5,246	250	5.0%	4,517	4,743	226	5.0%
University Fee	946	994	48	5.1%	946	994	48	5.1%	946	994	48	5.1%
Student Activity Fee	172	172	0	0.0%	200	200	0	0.0%	178	178	0	0.0%
Media Fee	28	28	0	0.0%			0	N/A	15	15	0	0.0%
Subtotal	11,462	12,026	564	4.9%	12,304	12,910	606	4.9%	11,818	12,400	582	4.9%
Transportation Fee (\$40 per semester)	80	80	0	0.0%			0	N/A	80	80	0	0.0%
Total - Commuting Student	11,542	12,106	564	4.9%	12,304	12,910	606	4.9%	11,898	12,480	582	4.9%
Housing (Double)	7,130	7,270	140	2.0%	8,230	8,642	412	5.0%	7,691	7,985	294	3.8%
Food Service	5,000	5,150	150	3.0%	6,164	6,472	308	5.0%	5,812	6,047	235	4.0%
Residence Hall Social Fee	44	44	0	0.0%	40	40	0	0.0%	45	45	0	0.0%
Total Tuition and Fees	23,716	24,570	854	3.6%	26,738	28,064	1,326	5.0%	25,446	26,557	1,111	4.4%
Tuition Part Time (Per Credit Hour)	257	270	13	5.1%	256	270	14	5.5%	257	270	13	5.1%
General University Fee (Per Credit Hour)	310	325	15	4.8%	322	337	15	4.7%	323	338	15	4.6%
Extension Fee (Per Credit Hour)	567	595	28	4.9%	578	607	29	5.0%	579	608	29	5.0%
Registration Fee (Per Semester)	58	58	0	0.0%	40	60	20	50.0%	53	58	5	9.4%
Transportation Fee (Per semester)	40	40	0	0.0%			0	N/A	40	40	0	0.0%
Student Activity Fee									3	3	0	0.0%

	SOUTHERN				WESTERN			
	Undergraduate In-State				Undergraduate In-State			
	Actual	Proposed	FY23 vs. FY22		Actual	Proposed	FY23 vs. FY22	
	FY 2021-22	FY 2022-23	\$	%	FY 2021-22	FY 2022-23	\$	%
Tuition	6,162	6,470	308	5.0%	6,162	6,470	308	5.0%
University General Fee	4,484	4,708	224	5.0%	4,434	4,656	222	5.0%
University Fee	946	994	48	5.1%	946	994	48	5.1%
Student Activity Fee	140	140	0	0.0%	199	199	0	0.0%
Media Fee	30	30	0	0.0%			0	N/A
Subtotal	11,762	12,342	580	4.9%	11,741	12,319	578	4.9%
Transportation Fee (\$40 per semester)	80	80	0	0.0%	80	80	0	0.0%
Total - Commuting Student	11,842	12,422	580	4.9%	11,821	12,399	578	4.9%
Housing (Double)	7,385	7,608	223	3.0%	8,020	8,420	400	5.0%
Food Service	6,229	6,416	187	3.0%	5,856	6,148	292	5.0%
Residence Hall Social Fee	50	50	0	0.0%	45	45	0	0.0%
Total Tuition and Fees	25,506	26,496	990	3.9%	25,742	27,012	1,270	4.9%
Tuition Part Time	257	270	13	5.1%	257	270	13	5.1%
General University Fee	355	373	18	5.1%	303	318	15	5.0%
Extension Fee (Per Credit Hour)	612	643	31	5.1%	560	588	28	5.0%
Registration Fee (Per Semester)	55	55	0	0.0%	60	60	0	0.0%
Transportation Fee (Per semester)	40	40	0	0.0%	40	40	0	0.0%
Student Activity Fee					3	3	0	0.0%

CONNECTICUT STATE UNIVERSITIES**Out-of-State Undergraduate Cost of Attendance Schedule****FY2021-22 & FY20221-23 Tuition and Fee Rates - Academic Year**

	CENTRAL				EASTERN				SYSTEMWIDE AVERAGE			
	Undergraduate Out-of-State				Undergraduate Out-of-State				Undergraduate Out-of-State			
	Actual FY 2021-22	Proposed FY 2022-23	FY23 vs. FY22		Actual FY 2021-22	Proposed FY 2022-23	FY23 vs. FY22		Actual FY 2021-22	Proposed FY 2022-23	FY23 vs. FY22	
			\$	%			\$	%			\$	%
Tuition	18,436	19,358	922	5.0%	18,436	19,358	922	5.0%	18,436	19,358	922	5.0%
University General Fee	4,154	4,362	208	5.0%	4,996	5,246	250	5.0%	4,517	4,743	226	5.0%
University Fee	2,076	994	-1,082	-52.1%	2,076	994	-1,082	-52.1%	2,076	994	-1,082	-52.1%
Student Activity Fee	172	172	0	0.0%	200	200	0	0.0%	178	178	0	0.0%
Media Fee	28	28	0	0.0%			0	N/A	15	15	0	0.0%
Subtotal	24,866	24,914	48	0.2%	25,708	25,798	90	0.4%	25,222	25,288	66	0.3%
Transportation Fee (\$40 per semester)	80	80	0	0.0%			0	N/A	80	80	0	0.0%
Total - Commuting Student	24,946	24,994	48	0.2%	25,708	25,798	90	0.4%	25,302	25,368	66	0.3%
Housing (Double)	7,130	7,270	140	2.0%	8,230	8,642	412	5.0%	7,691	7,985	294	3.8%
Food Service	5,000	5,150	150	3.0%	6,164	6,472	308	5.0%	5,812	6,047	235	4.0%
Residence Hall Social Fee	44	44	0	0.0%	40	40	0	0.0%	45	45	0	0.0%
Total Tuition and Fees	37,120	37,458	338	0.9%	40,142	40,952	810	2.0%	38,850	39,445	595	1.5%
Tuition Part Time (Per Credit Hour)	257	270	13	5.1%	256	270	14	5.5%	257	270	13	5.1%
General University Fee (Per Credit Hour)	324	340	16	4.9%	322	337	15	4.7%	326	342	16	4.9%
Extension Fee (Per Credit Hour)	581	610	29	5.0%	578	607	29	5.0%	583	612	29	5.0%
Registration Fee (Per Semester)	58	58	0	0.0%	40	60	20	50.0%	53	58	5	9.4%
Transportation Fee (Per semester)	40	40	0	0.0%			0	N/A	40	40	0	0.0%
Student Activity Fee									3	3		
	SOUTHERN				WESTERN							
	Undergraduate Out-of-State				Undergraduate Out-of-State							
	Actual FY 2021-22	Proposed FY 2022-23	FY23 vs. FY22		Actual FY 2021-22	Proposed FY 2022-23	FY23 vs. FY22					
			\$	%			\$	%				
Tuition (1)	18,436	19,358	922	5.0%	18,436	19,358	922	5.0%				
University General Fee	4,484	4,708	224	5.0%	4,434	4,656	222	5.0%				
University Fee (1)	2,076	994	-1,082	-52.1%	2,076	994	-1,082	-52.1%				
Student Activity Fee	140	140	0	0.0%	199	199	0	0.0%				
Media Fee	30	30	0	0.0%			0	N/A				
Subtotal	25,166	25,230	64	0.3%	25,145	25,207	62	0.2%				
Transportation Fee (\$40 per semester)	80	80	0	0.0%	80	80	0	0.0%				
Total - Commuting Student	25,246	25,310	64	0.3%	25,225	25,287	62	0.2%				
Housing (Double)	7,385	7,608	223	3.0%	8,020	8,420	400	5.0%				
Food Service	6,229	6,416	187	3.0%	5,856	6,148	292	5.0%				
Residence Hall Social Fee	50	50	0	0.0%	45	45	0	0.0%				
Total Tuition and Fees	38,910	39,384	474	1.2%	39,146	39,900	754	1.9%				
Tuition Part Time (1)	257	270	13	5.1%	257	270	13	5.1%				
General University Fee	355	373	18	5.1%	303	318	15	5.0%				
Extension Fee (Per Credit Hour)	612	643	31	5.1%	560	588	28	5.0%				
Registration Fee (Per Semester)	55	55	0	0.0%	60	60	0	0.0%				
Transportation Fee (Per semester)	40	40	0	0.0%	40	40	0	0.0%				
Student Activity Fee					3	3	0	0.0%				

Notes:

WCSU - Undergraduate Tuition and University Fee NYS Select Counties equal to In-State rates effective FY2018.

NEBHE Rate will be extended to NY & NJ undergraduate students.

CONNECTICUT STATE UNIVERSITIES
NE Regional Undergraduate Cost of Attendance Schedule
FY2021-22 & FY20221-23 Tuition and Fee Rates - Academic Year

	CENTRAL				EASTERN				SYSTEMWIDE AVERAGE			
	Undergraduate NE Regional				Undergraduate NE Regional				Undergraduate NE Regional			
	Actual	Proposed	FY23 vs. FY22		Actual	Proposed	FY23 vs. FY22		Actual	Proposed	FY23 vs. FY22	
	FY 2021-22	FY 2022-23	\$	%	FY 2021-22	FY 2022-23	\$	%	FY 2021-22	FY 2022-23	\$	%
Tuition	9,244	9,706	462	5.0%	9,244	9,706	462	5.0%	9,244	9,706	462	5.0%
University General Fee	4,154	4,362	208	5.0%	4,996	5,246	250	5.0%	4,517	4,743	226	5.0%
University Fee	946	994	48	5.1%	946	994	48	5.1%	946	994	48	5.1%
Student Activity Fee	172	172	0	0.0%	200	200	0	0.0%	178	178	0	0.0%
Media Fee	28	28	0	0.0%					15	15	0	0.0%
Subtotal	14,544	15,262	718	4.9%	15,386	16,146	760	4.9%	14,900	15,636	736	4.9%
Transportation Fee (\$40 per semester)	80	80	0	0.0%					80	80	0	0.0%
Total - Commuting Student	14,624	15,342	718	4.9%	15,386	16,146	760	4.9%	14,980	15,716	736	4.9%
Housing (Double)	7,130	7,270	140	2.0%	8,230	8,642	412	5.0%	7,691	7,985	294	3.8%
Food Service	5,000	5,150	150	3.0%	6,164	6,472	308	5.0%	5,812	6,047	235	4.0%
Residence Hall Social Fee	44	44	0	0.0%	40	40	0	0.0%	45	45	0	0.0%
Total Tuition and Fees	26,798	27,806	1,008	3.8%	29,820	31,300	1,480	5.0%	28,528	29,793	1,265	4.4%
Tuition Part Time (Per Credit Hour)	257	270	13	5.1%	256	270	14	5.5%	257	270	13	5.1%
General University Fee (Per Credit Hour)	324	340	16	4.9%	322	337	15	4.7%	326	342	16	4.9%
Extension Fee (Per Credit Hour)	581	610	29	5.0%	578	607	29	5.0%	583	612	29	5.0%
Registration Fee (Per Semester)	58	58	0	0.0%	40	60	20	50.0%	53	58	5	9.4%
Transportation Fee (Per semester)	40	40	0	0.0%			0	N/A	40	40	0	0.0%
Student Activity Fee									3	3		

	SOUTHERN				WESTERN			
	Undergraduate NE Regional				Undergraduate NE Regional			
	Actual	Proposed	FY23 vs. FY22		Actual	Proposed	FY23 vs. FY22	
	FY 2021-22	FY 2022-23	\$	%	FY 2021-22	FY 2022-23	\$	%
Tuition	9,244	9,706	462	5.0%	9,244	9,706	462	5.0%
University General Fee	4,484	4,708	224	5.0%	4,434	4,656	222	5.0%
University Fee	946	994	48	5.1%	946	994	48	5.1%
Student Activity Fee	140	140	0	0.0%	199	199	0	0.0%
Media Fee	30	30	0	0.0%			0	N/A
Subtotal	14,844	15,578	734	4.9%	14,823	15,555	732	4.9%
Transportation Fee (\$40 per semester)	80	80	0	0.0%	80	80	0	0.0%
Total - Commuting Student	14,924	15,658	734	4.9%	14,903	15,635	732	4.9%
Housing (Double)	7,385	7,608	223	3.0%	8,020	8,420	400	5.0%
Food Service	6,229	6,416	187	3.0%	5,856	6,148	292	5.0%
Residence Hall Social Fee	50	50	0	0.0%	45	45	0	0.0%
Total Tuition and Fees	28,588	29,732	1,144	4.0%	28,824	30,248	1,424	4.9%
Tuition Part Time (1)	257	270	13	5.1%	257	270	13	5.1%
General University Fee	355	373	18	5.1%	303	318	15	5.0%
Extension Fee (Per Credit Hour)	612	643	31	5.1%	560	588	28	5.0%
Registration Fee (Per Semester)	55	55	0	0.0%	60	60	0	0.0%
Transportation Fee (Per semester)	40	40	0	0.0%	40	40	0	0.0%
Student Activity Fee					3	3	0	0.0%

Notes:

WCSU Undergraduate Tuition and University Fee NYS Select Counties equal to In-State rates effective FY2018.
 NEBHE Rate will be extended to NY & NJ undergraduate students.

CONNECTICUT STATE UNIVERSITIES**In-State Graduate Cost of Attendance Schedule****FY2021-22 & FY2022-23 Tuition and Fee Rates - Academic Year**

	CENTRAL				EASTERN				SYSTEMWIDE AVERAGE			
	Graduate In-State				Graduate In-State				Graduate In-State			
	Actual FY 2021-22	Proposed FY 2022-23	FY23 vs. FY22		Actual FY 2021-22	Proposed FY 2022-23	FY23 vs. FY22		Actual FY 2021-22	Proposed FY 2022-23	FY23 vs. FY22	
			\$	%			\$	%			\$	%
Tuition	7,674	8,058	384	5.0%	7,674	8,058	384	5.0%	7,674	8,058	384	5.0%
University General Fee	4,154	4,362	208	5.0%	4,996	5,246	250	5.0%	4,517	4,743	226	5.0%
University Fee	946	994	48	5.1%	946	994	48	5.1%	946	994	48	5.1%
Student Activity Fee	74	74	0	0.0%	200	200	0	0.0%	132	132	0	0.0%
Total - Commuting Student	12,848	13,488	640	5.0%	13,816	14,498	682	4.9%	13,269	13,927	658	5.0%
Housing (Double)	7,130	7,270	140	2.0%	8,230	8,642	412	5.0%	7,691	7,985	294	3.8%
Food Service	5,000	5,150	150	3.0%	6,164	6,472	308	5.0%	5,812	6,047	235	4.0%
Residence Hall Social Fee	44	44	0	0.0%	40	40	0	0.0%	45	45	0	0.0%
Total Tuition and Fees	25,022	25,952	930	3.7%	28,250	29,652	1,402	5.0%	26,817	28,004	1,187	4.4%
Part Time Tuition (Per Credit Hour)	424	445	21	5.0%	424	445	21	5.0%	425	446	21	4.9%
General University Fee (Per Credit Hour)	290	304	14	4.8%	236	248	12	5.1%	273	286	13	4.8%
Extension Fee (Per Credit Hour)	714	749	35	4.9%	660	693	33	5.0%	697	732	35	5.0%
Registration Fee (Per Semester)	65	65	0	0.0%	40	60	20	50.0%	55	60	5	9.1%
Student Activity Fee									3	3	0	0.0%
Ed.D Leadership Tuition (Per Credit Hour)									660	694	34	5.2%
Ed.D Leadership General University Fee (Per Credit Hour)									321	337	16	5.0%
Doctoral Program Fee PT Tuition (Per Credit Hour)	663	696	33	5.0%					773	811	38	4.9%
Doctoral Program General University Fee	316	331	15	4.7%					365	383	18	4.9%
Doctoral Program Extension Fee (Per Credit Hour)	979	1,027	48	4.9%					979	1,027	48	4.9%
Ed. D. Nursing Part Time (Per Credit Hour)									882	926	44	5.0%
Ed. D.Nursing General University Fee (Per Credit Hour)									414	434	20	4.8%
MBA Part Time Tuition (Per Credit Hour)									523	549	26	5.0%
MBA General University Fee (Per Credit Hour)									352	370	18	5.1%
MLS Part Time Tuition (Per Credit Hour)									523	549	26	5.0%
MLS General University Fee									352	370	18	5.1%
MFA - Writing Part Time Tuition (Per Credit Hour)									495	520	25	5.1%
MFA - General University Fee									216	226	10	4.6%
MS Education Program (Full-time Commuting)									13,253	13,916	663	5.0%
MS Music Education Program (Full-time Commuting)									13,253	13,916	663	5.0%
MS Counseling Education Program (Full-time Commuting)									13,253	13,916	663	5.0%
MAT Secondary Education Program (Full-time Commuting)									13,253	13,916	663	5.0%
MBA Program (Full-time)									14,642	15,374	732	5.0%
Accelerated MBA Program (Full-time Online/Hybrid)									14,642	15,374	732	5.0%
MLS Program (Full-time)									14,642	15,374	732	5.0%
MFA Art Program (Full-time)									9,750	10,238	488	5.0%
MFA Writing Program (Full-time)									8,053	8,456	403	5.0%

	SOUTHERN				WESTERN			
	Graduate In-State				Graduate In-State			
	Actual FY 2021-22	Proposed FY 2022-23	FY23 vs. FY22		Actual FY 2021-22	Proposed FY 2022-23	FY23 vs. FY22	
			\$	%			\$	%
Tuition	7,674	8,058	384	5.0%	7,674	8,058	384	5.0%
University General Fee	4,484	4,708	224	5.0%	4,434	4,656	222	5.0%
University Fee	946	994	48	5.1%	946	994	48	5.1%
Student Activity Fee	54	54	0	0.0%	199	199	0	0.0%
Total - Commuting Student	13,158	13,814	656	5.0%	13,253	13,907	654	4.9%
Housing (Double)	7,385	7,608	223	3.0%	8,020	8,420	400	5.0%
Food Service	6,229	6,416	187	3.0%	5,856	6,148	292	5.0%
Residence Hall Social Fee	50	50	0	0.0%	45	45	0	0.0%
Total Tuition and Fees	26,822	27,888	1,066	4.0%	27,174	28,520	1,346	5.0%
Part Time Tuition	426	448	22	5.2%	424	445	21	5.0%
General University Fee	349	366	17	4.9%	216	226	10	4.6%
Extension Fee (Per Credit Hour)	775	814	39	5.0%	640	671	31	4.8%
Registration Fee (Per Semester)	55	55	0	0.0%	60	60	0	0.0%
Student Activity Fee					3	3	0	0.0%
Ed.D Leadership Part Time Tuition (Per Credit Hour)	662	696	34	5.1%	658	691	33	5.0%
Ed.D Leadership General University Fee (Per Credit Hour)	345	362	17	4.9%	297	312	15	5.1%
Doctoral Program Part Time (Per Credit Hour)	882	925	43	4.9%				
Doctoral Program General University Fee (Per Credit Hour)	414	435	21	5.1%				
Ed.D. Nursing Part Time (Per Credit Hour)					882	926	44	5.0%
Ed.D. Nursing General University Fee (Per Credit Hour)					414	434	20	4.8%
MBA Part Time Tuition (Per Credit Hour)	523	549	26	5.0%				
MBA General University Fee (Per Credit Hour)	352	370	18	5.1%				
MLS Part Time Tuition (Per Credit Hour)	523	549	26	5.0%				
MLS General University Fee (Per Credit Hour)	352	370	18	5.1%				
MFA - Writing Part Time Tuition (Per Credit Hour)					495	520	25	5.1%
MFA - General University Fee					216	226	10	4.6%
MS Education Program (Full-time Commuting)					13,253	13,916	663	5.0%
MS Music Education Program (Full-time Commuting)					13,253	13,916	663	5.0%
MS Counseling Education Program (Full-time Commuting)					13,253	13,916	663	5.0%
MAT Secondary Education Program (Full-time Commuting)					13,253	13,916	663	5.0%
MBA Program (Full-time)	14,642	15,374	732	5.0%				
Accelerated MBA Program (Full-time Online/Hybrid)	14,642	15,374	732	5.0%				
MLS Program (Full-time)	14,642	15,374	732	5.0%				
MFA Art Program Tuition (Full-time)					9,750	10,238	488	5.0%
MFA Writing Program Tuition (Full-time)					8,053	8,456	403	5.0%

CONNECTICUT STATE UNIVERSITIES**Out-of-State Graduate Cost of Attendance Schedule****FY2021-22 & FY2022-23 Tuition and Fee Rates - Academic Year**

	CENTRAL				EASTERN				SYSTEMWIDE AVERAGE			
	Graduate Out-of-State				Graduate Out-of-State				Graduate Out-of-State			
	Actual FY 2021-22	Proposed FY 2022-23	FY23 vs. FY22		Actual FY 2021-22	Proposed FY 2022-23	FY23 vs. FY22		Actual FY 2021-22	Proposed FY 2022-23	FY23 vs. FY22	
			\$	%			\$	%			\$	%
Tuition	19,768	20,756	988	5.0%	19,768	20,756	988	5.0%	19,768	20,756	988	5.0%
University General Fee	4,154	4,362	208	5.0%	4,996	5,246	250	5.0%	4,517	4,743	226	5.0%
University Fee	2,076	994	-1,082	-52.1%	2,076	994	-1,082	-52.1%	2,076	994	-1,082	-52.1%
Student Activity Fee	74	74	0	0.0%	200	200	0	0.0%	132	132	0	0.0%
Total - Commuting Student	26,072	26,186	114	0.4%	27,040	27,196	156	0.6%	26,493	26,625	132	0.5%
Housing (Double)	7,130	7,270	140	2.0%	8,230	8,642	412	5.0%	7,691	7,985	294	3.8%
Food Service	5,000	5,150	150	3.0%	6,164	6,472	308	5.0%	5,812	6,047	235	4.0%
Residence Hall Social Fee	44	44	0	0.0%	40	40	0	0.0%	45	45	0	0.0%
Total Tuition and Fees	38,246	38,650	404	1.1%	41,474	42,350	876	2.1%	40,041	40,702	661	1.7%
Part Time Tuition (Per Credit Hour)	424	445	21	5.0%	424	445	21	5.0%	425	446	21	4.9%
General University Fee (Per Credit Hour)	304	319	15	4.9%	236	248	12	5.1%	276	290	14	5.1%
Extension Fee (Per Credit Hour)	728	764	36	4.9%	660	693	33	5.0%	701	736	35	5.0%
Registration Fee (Per Semester)	65	65	0	0.0%	40	60	20	50.0%	55	60	5	9.1%
Student Activity Fee			0	N/A					3	3	0	0.0%
Ed.D Leadership Tuition (Per Credit Hour)									660	694	34	5.2%
Ed.D Leadership General University Fee (Per Credit Hour)									321	337	16	5.0%
Doctoral Program Fee Tuition (Per Credit Hour)	663	696	33	5.0%					773	811	38	4.9%
Doctoral Program General University Fee	316	331	15	4.7%					365	383	18	4.9%
Doctoral Program Extension Fee (Per Credit Hour)	979	1,027	48	4.9%					979	1,027	48	4.9%
Ed. D. Nursing Part Time (Per Credit Hour)									882	926	44	5.0%
Ed. D.Nursing General University Fee (Per Credit Hour)									414	434	20	4.8%
MBA Part Time Tuition (Per Credit Hour)									523	549	26	5.0%
MBA General University Fee									352	370	18	5.1%
MLS Part Time Tuition (Per Credit Hour)									523	549	26	5.0%
MLS General University Fee									352	370	18	5.1%
MFA - Writing Part Time Tuition (Per Credit Hour)									495	520	25	5.1%
MFA - General University Fee									216	226	10	4.6%
MS Education Program (Full-time Commuting)									13,253	13,916	663	5.0%
MS Music Education Program (Full-time Commuting)									13,253	13,916	663	5.0%
MS Counseling Education Program (Full-time Commuting)									13,253	13,916	663	5.0%
MAT Secondary Education Program (Full-time Commuting)									13,253	13,916	663	5.0%
MBA Program (Full-time)									27,764	27,900	136	0.5%
Accelerated MBA Program (Full-time Online/Hybrid)									27,764	27,900	136	0.5%
MLS Program (Full-time)									14,642	15,374	732	5.0%
MFA Art Program (Full-time)									23,510	24,686	1,176	5.0%
MFA Writing Program (Full-time)									20,739	21,776	1,037	5.0%

	SOUTHERN				WESTERN			
	Graduate Out-of-State				Graduate Out-of-State			
	Actual FY 2021-22	Proposed FY 2022-23	FY23 vs. FY22		Actual FY 2021-22	Proposed FY 2022-23	FY23 vs. FY22	
			\$	%			\$	%
Tuition	19,768	20,756	988	5.0%	19,768	20,756	988	5.0%
University General Fee	4,484	4,708	224	5.0%	4,434	4,656	222	5.0%
University Fee	2,076	994	-1,082	-52.1%	2,076	994	-1,082	-52.1%
Student Activity Fee	54	54	0	0.0%	199	199	0	0.0%
Total - Commuting Student	26,382	26,512	130	0.5%	26,477	26,605	128	0.5%
Housing (Double)	7,385	7,608	223	3.0%	8,020	8,420	400	5.0%
Food Service	6,229	6,416	187	3.0%	5,856	6,148	292	5.0%
Residence Hall Social Fee	50	50	0	0.0%	45	45	0	0.0%
Total Tuition and Fees	40,046	40,586	540	1.3%	40,398	41,218	820	2.0%
Part Time Tuition	426	448	22	5.2%	424	445	21	5.0%
General University Fee	349	366	17	4.9%	216	226	10	4.6%
Extension Fee (Per Credit Hour)	775	814	39	5.0%	640	671	31	4.8%
Registration Fee (Per Semester)	55	55	0	0.0%	60	60	0	0.0%
Student Activity Fee					3	3	0	0.0%
Ed.D Leadership Part Time Tuition (Per Credit Hour)	662	696	34	5.1%	658	691	33	5.0%
Ed.D Leadership General University Fee (Per Credit Hour)	345	362	17	4.9%	297	312	15	5.1%
Doctoral Program Part Time (Per Credit Hour)	882	925	43	4.9%				
Doctoral Program General University Fee (Per Credit Hour)	414	435	21	5.1%				
Ed. D. Nursing Part Time (Per Credit Hour)					882	926	44	5.0%
Ed. D.Nursing General University Fee (Per Credit Hour)					414	434	20	4.8%
MBA Part Time Tuition (Per Credit Hour)	523	549	26	5.0%				
MBA General University Fee	352	370	18	5.1%				
MLS Part Time Tuition (Per Credit Hour)	523	549	26	5.0%				
MLS General University Fee	352	370	18	5.1%				
MFA - Writing Part Time Tuition (Per Credit Hour)					495	520	25	5.1%
MFA - General University Fee					216	226	10	4.6%
MS Education Program (Full-time Commuting)					13,253	13,916	663	5.0%
MS Music Education Program (Full-time Commuting)					13,253	13,916	663	5.0%
MS Counseling Education Program (Full-time Commuting)					13,253	13,916	663	5.0%
MAT Secondary Education Program (Full-time Commuting)					13,253	13,916	663	5.0%
MBA Program (Full-time)	27,764	27,900	136	0.5%				
Accelerated MBA Program (Full-time Online/Hybrid)	27,764	27,900	136	0.5%				
MLS Program (Full-time)	14,642	15,374	732	5.0%				
MFA Art Program Tuition (Full-time)					23,510	24,686	1,176	5.0%
MFA Writing Program Tuition (Full-time)					20,739	21,776	1,037	5.0%

CONNECTICUT STATE UNIVERSITIES**NE Regional Graduate Cost of Attendance Schedule****FY2021-22 & FY2022-23 Tuition and Fee Rates - Academic Year**

	CENTRAL Graduate NE Regional				EASTERN Graduate NE Regional				SYSTEMWIDE AVERAGE Graduate NE Regional			
	Actual	Proposed	FY23 vs. FY22		Actual	Proposed	FY23 vs. FY22		Actual	Proposed	FY23 vs. FY22	
	FY 2021-22	FY 2022-23	\$	%	FY 2021-22	FY 2022-23	\$	%	FY 2021-22	FY 2022-23	\$	%
Tuition	11,512	12,088	576	5.0%	11,512	12,088	576	5.0%	11,512	12,088	576	5.0%
University General Fee	4,154	4,362	208	5.0%	4,996	5,246	250	5.0%	4,517	4,743	226	5.0%
University Fee	946	994	48	5.1%	946	994	48	5.1%	946	994	48	5.1%
Student Activity Fee	74	74	0	0.0%	200	200	0	0.0%	132	132	0	0.0%
Total - Commuting Student	16,686	17,518	832	5.0%	17,654	18,528	874	5.0%	17,107	17,957	850	5.0%
Housing (Double)	7,130	7,270	140	2.0%	8,230	8,642	412	5.0%	7,691	7,985	294	3.8%
Food Service	5,000	5,150	150	3.0%	6,164	6,472	308	5.0%	5,812	6,047	235	4.0%
Residence Hall Social Fee	44	44	0	0.0%	40	40	0	0.0%	45	45	0	0.0%
Total Tuition and Fees	28,860	29,982	1,122	3.9%	32,088	33,682	1,594	5.0%	30,655	32,034	1,379	4.5%
Part Time Tuition (Per Credit Hour)	424	445	21	5.0%	424	445	21	5.0%	425	446	21	4.9%
General University Fee (Per Credit Hour)	304	319	15	4.9%	236	248	12	5.1%	276	290	14	5.1%
Extension Fee (Per Credit Hour)	728	764	36	4.9%	660	693	33	5.0%	701	736	35	5.0%
Registration Fee (Per Semester)	65	65	0	0.0%	40	60	20	50.0%	55	60	5	9.1%
Student Activity Fee			0	N/A					3	3	0	0.0%
Ed.D Leadership Tuition (Per Credit Hour)									660	694	34	5.2%
Ed.D Leadership General University Fee (Per Credit Hour)									321	337	16	5.0%
Doctoral Program Fee Tuition (Per Credit Hour)	663	696	33	5.0%					773	811	38	4.9%
Doctoral Program General University Fee	316	331	15	4.7%					365	383	18	4.9%
Doctoral Program Extension Fee (Per Credit Hour)	979	1,027	48	4.9%					979	1,027	48	4.9%
Ed. D. Nursing Part Time (Per Credit Hour)									882	926	44	5.0%
Ed. D.Nursing General University Fee (Per Credit Hour)									414	434	20	4.8%
MBA Part Time Tuition (Per Credit Hour)									523	549	26	5.0%
MBA General University Fee									352	370	18	5.1%
MLS Part Time Tuition (Per Credit Hour)									523	549	26	5.0%
MLS General University Fee									352	370	18	5.1%
MFA - Writing Part Time Tuition (Per Credit Hour)									495	520	25	5.1%
MFA - General University Fee									216	226	10	4.6%
MS Education Program (Full-time Commuting)									13,253	13,916	663	5.0%
MS Music Education Program (Full-time Commuting)									13,253	13,916	663	5.0%
MS Counseling Education Program (Full-time Commuting)									13,253	13,916	663	5.0%
MAT Secondary Education Program (Full-time Commuting)									13,253	13,916	663	5.0%
MBA Program (Full-time)									21,964	23,062	1,098	5.0%
Accelerated MBA Program (Full-time Online/Hybrid)									21,964	23,062	1,098	5.0%
MLS Program (Full-time)									14,642	15,374	732	5.0%
MFA Art Program (Full-time)									14,625	15,356	731	5.0%
MFA Writing Program (Full-time)									12,080	12,684	604	5.0%

	SOUTHERN Graduate NE Regional				WESTERN Graduate NE Regional			
	Actual	Proposed	FY23 vs. FY22		Actual	Proposed	FY23 vs. FY22	
	FY 2021-22	FY 2022-23	\$	%	FY 2021-22	FY 2022-23	\$	%
Tuition	11,512	12,088	576	5.0%	11,512	12,088	576	5.0%
University General Fee	4,484	4,708	224	5.0%	4,434	4,656	222	5.0%
University Fee	946	994	48	5.1%	946	994	48	5.1%
Student Activity Fee	54	54	0	0.0%	199	199	0	0.0%
Total - Commuting Student	16,996	17,844	848	5.0%	17,091	17,937	846	4.9%
Housing (Double)	7,385	7,608	223	3.0%	8,020	8,420	400	5.0%
Food Service	6,229	6,416	187	3.0%	5,856	6,148	292	5.0%
Residence Hall Social Fee	50	50	0	0.0%	45	45	0	0.0%
Total Tuition and Fees	30,660	31,918	1,258	4.1%	31,012	32,550	1,538	5.0%
Part Time Tuition	426	448	22	5.2%	424	445	21	5.0%
General University Fee	349	366	17	4.9%	216	226	10	4.6%
Extension Fee (Per Credit Hour)	775	814	39	5.0%	640	671	31	4.8%
Registration Fee (Per Semester)	55	55	0	0.0%	60	60	0	0.0%
Student Activity Fee					3	3	0	0.0%
Ed.D Leadership Part Time Tuition (Per Credit Hour)	662	696	34	5.1%	658	691	33	5.0%
Ed.D Leadership General University Fee (Per Credit Hour)	345	362	17	4.9%	297	312	15	5.1%
Doctoral Program Part Time (Per Credit Hour)	882	925	43	4.9%				
Doctoral Program General University Fee (Per Credit Hour)	414	435	21	5.1%				
Ed. D. Nursing Part Time (Per Credit Hour)					882	926	44	5.0%
Ed. D.Nursing General University Fee (Per Credit Hour)					414	434	20	4.8%
MBA Part Time Tuition (Per Credit Hour)	523	549	26	5.0%				
MBA General University Fee (Per Credit Hour)	352	370	18	5.1%				
MLS Part Time Tuition (Per Credit Hour)	523	549	26	5.0%				
MLS General University Fee (Per Credit Hour)	352	370	18	5.1%				
MFA - Writing Part Time Tuition (Per Credit Hour)					495	520	25	5.1%
MFA - General University Fee					216	226	10	4.6%
MS Education Program (Full-time Commuting)					13,253	13,916	663	5.0%
MS Music Education Program (Full-time Commuting)					13,253	13,916	663	5.0%
MS Counseling Education Program (Full-time Commuting)					13,253	13,916	663	5.0%
MAT Secondary Education Program (Full-time Commuting)					13,253	13,916	663	5.0%
MBA Program (Full-time)	21,964	23,062	1,098	5.0%				
Accelerated MBA Program (Full-time Online/Hybrid)	21,964	23,062	1,098	5.0%				
MLS Program (Full-time)	14,642	15,374	732	5.0%				
MFA Art Program Tuition (Full-time)					14,625	15,356	731	5.0%
MFA Writing Program Tuition (Full-time)					12,080	12,684	604	5.0%

CONNECTICUT STATE UNIVERSITIES

TIER II FEES SCHEDULE FY2021-22, FY2022-23 Rates

FEE DESCRIPTION	CENTRAL		EASTERN		SOUTHERN		WESTERN	
	Fiscal Year		Fiscal Year		Fiscal Year		Fiscal Year	
	2021-22	2022-23	2021-22	2022-23	2021-22	2022-23	2021-22	2022-23
Application Fee (one time)	\$50	\$50	\$50	\$50	\$50	\$50	\$50	\$50
ED. D Evaluation Fee			-	-	100	100	100	100
Bad Check Penalty (per occurrence)	20	20	20	20	20	20	20	20
Late Fee (per occurrence)	50	50	50	50	50	50	50	50
(1) Transcript Fee (per occurrence)			-	-	0/15	0/15	0	0
Full-time Students (one-time)			40	40	-	-	30	30
Part-time Students (one-time)			12	12	-	-	30	30
Duplicate Diploma Fee (per occurrence)	25	25	25	25	25	25	25	25
Lost ID Card Fee-Resident	10/25	10/25	10	10	10/20	10/20	15	15
Lost ID Card Fee-Non Resident	10/25	10/25	10	10	10/20	10/20	15	15
Nautilus/Fitness Center User Fee (per semester)								
On-campus residents	-	-	-	-	45	45	-	-
Off-campus residents	-	-	-	-	45	45	-	-
Cooperative Education Fee (per semester)	200	200	-	-	-	-	-	-
Installment Payment Program (per Semester)	35	35	35	35	45	45	35	35
(6) eLearning Incomplete/Access Fee	-	-	-	-	-	-	25	-
(5) eLearning Registration Fee (per course)	-	-	50	-	-	-	50	-
Past Due Payment Plan Enrollment Fee (for inactive students) per semester	-	-	-	-	50	50	-	-
Re-registration Fee	100	100	100	100	100	100	100	100
(7) Orientation Fee (Orientation Program Fee at CCSU)	125	150	150	150	150	150	-	-
First Year Experience	-	-	-	-	-	-	100	100
(3) Credit Card Service Fee/Convenience Fee (per transaction/\$3 min.)	2.85%	2.85%	2.85%	2.85%	2.85%	2.85%	2.85%	2.85%
(4) Over-Registration / Excess Credit Fee								
Undergraduate (per credit hour)	567	595	578	607	612	643	560	588
Graduate (per credit hour)	714	749	660	693	775	814	640	672
Study Abroad Program Fee (per semester)								
Undergraduate	150	150	150	150	150	150	150	150
Graduate	150	150	150	150	150	150	150	150
Nat'l Student Exchange Application Fee	-	-	150	150	-	-	-	-
Study Abroad Application Fee (per semester)								
Undergraduate	75	75	75	75	75	75	75	75
Graduate	75	75	75	75	75	75	75	75
Study Abroad Placement Fee (per semester)								
Undergraduate	75	75	-	-	-	-	-	-
Graduate	75	75	-	-	-	-	-	-
Graduate Continuing Enrollment Fee								
Graduate Resident (per semester)	40	40	-	-	150	150	40	40
Graduate Nonresident (per semester)	40	40	-	-	150	150	40	40
Part-time Matriculating (per semester)	40	40	-	-	150	150	40	40
Graduate Re-entry Fee:								
Graduate Resident (per occurrence)	50	50	-	-	-	-	50	50
Graduate Nonresident (per occurrence)	50	50	-	-	-	-	50	50
Part-time (per occurrence)	50	50	-	-	-	-	50	50
Undergraduate Nursing Lab Fee								
Full Time (per semester)	325	325	-	-	500	500	396	396
Part Time (per credit)	27	27	-	-	50	50	33	33
Graduate Nursing Lab Fee								
Full Time (per semester)	-	-	-	-	500	500	396	396
Part Time (per credit)	-	-	-	-	50	50	33	33
Marriage & Family Therapy Program Fee								
Full Time (per semester)	-	-	-	-	150	150	-	-
Part Time (per credit)	-	-	-	-	15	15	-	-
Writing Center Fee								
Full Time (per semester)	-	-	-	-	20	20	-	-
Part Time (per credit)	-	-	-	-	10	10	-	-
Graduate Business Program Fee (per semester)	125	125	-	-	-	-	-	-

CONNECTICUT STATE UNIVERSITIES

TIER II FEES SCHEDULE FY2021-22, FY2022-23 Rates

FEE DESCRIPTION	CENTRAL		EASTERN		SOUTHERN		WESTERN	
	Fiscal Year		Fiscal Year		Fiscal Year		Fiscal Year	
	2021-22	2022-23	2021-22	2022-23	2021-22	2022-23	2021-22	2022-23
Nursing Ed. D. Residency Fee	-	-	-	-	1,296	1,360	1,296	1,360
Art Studio Fee (per course)	-	-	50	50	60	60	50	50
Biology Lab Fee (per course)	-	-	50	50	-	-	50	50
Chemistry Lab Fee (per course)	-	-	50	50	-	-	50	50
Earth Science Lab Fee (per course)	-	-	50	50	-	-	50	50
(8) School of Ed edTPA Fee (per occurrence)	-	-	-	-	300	-	-	-
Science Lab Fee	-	-	-	-	60	60	-	-
(8) CMD Graduate Program Fee	-	-	-	-	130	-	-	-
Full Time (One Time)	-	-	-	-	15	-	-	-
Part Time (per credit for One Course)	-	-	-	-	340	-	-	-
(8) NSCA Test & Equipment Fee (Full Time Only) One Time	-	-	-	-	53	-	-	-
(8) HMS 571 Lab Fee (Full Time Only) One Time	-	-	-	-	207	-	-	-
(8) ACSM-EP Exam Fee (Full Time Only) One Time	-	-	-	-	60	60	-	-
Physical Activity Equipment Fee	-	-	-	-	20	20	-	-
Full Time (One Time)	-	-	-	-	-	-	-	-
Part Time (per credit for One Course)	-	-	-	-	-	-	-	-
(2) Science Engineering Technology Lab Fee (per course)	40	40	-	-	-	-	-	-
Math Emporium Lab Fee (Full Time and Part Time per MAT 100P course)	-	-	-	-	65	65	-	-
MATH 100/E Course Fee	-	-	-	-	-	-	120	120
Music Lab Fee (per course)	-	-	50	50	50	50	-	-
Applied Music Fee (max./sem.)	-	-	-	-	-	-	-	-
Undergraduate (1/2 hr./1 hr. lesson)	200/400	200/400	-	-	-	-	320/620	320/620
Graduate (1/2 hr./1 hr. lesson)	200/400	200/400	-	-	-	-	320/620	320/620
Theater Lab Fee (per course)	-	-	50	50	-	-	-	-
Language Lab Fee	-	-	-	-	25	25	-	-
Physics Lab Fee (per course)	-	-	50	50	-	-	50	50
EMT Lab Fee (per course)	-	-	-	-	75	75	-	-
Counseling Procedures with Children Lab Fee	-	-	-	-	20	20	-	-
Counseling Procedures Lab Fee	-	-	-	-	200	200	-	-
Outdoor Adventure Leadership Lab Fee (per course)	-	-	-	-	30	30	-	-
Rec & Leisure Program Fee	-	-	-	-	10	10	-	-
Exercise Science Lab Fee (Standard First Aid & Safety per course)	-	-	-	-	40	40	-	-
Athletic Training Clinical Course Fee (per course)	-	-	-	-	-	-	-	-
Undergraduate	-	-	-	-	60	60	-	-
Graduate	-	-	-	-	75	75	-	-
EPY 600 Course Fee (per course)	-	-	-	-	-	-	75	75
Education /Ed Cert Fee (one time per student)	-	-	-	-	-	-	125	125
Design Lab Fee (per designated course)	65	65	-	-	-	-	-	-
Teacher Cert/Transcript Eval. Fee	-	-	-	-	-	-	75	75
MBA Challenge Exam Fee (per occurrence)	-	-	-	-	250	250	-	-
Challenge Exam Fee	-	-	-	-	-	-	-	-
Full-time Students (per occurrence)	-	-	-	-	-	-	200	200
Part-time Students (per occurrence)	-	-	-	-	-	-	200	200
Other Students (per occurrence)	-	-	-	-	-	-	250	250
Full-time Undergraduate Program Fee (per semester)	-	-	-	-	-	-	-	-
Music Program	-	-	-	-	-	-	500	500
Art Program	-	-	-	-	-	-	300	300
Theatre Program	-	-	-	-	-	-	350	350
Musical Theater Program	-	-	-	-	-	-	450	450

Notes:

- (1) CCSU - \$5 per semester within the University General Fee for FT students and \$3 per semester charge within the registration fee for PT students
- (2) Cap on lab fees will be set to \$80 per semester for students who enroll in 2 or more labs.
- (3) Change to credit card service fee rate approved on 12/13/18 per BR 18-150.
- (4) Over-Registration / Excess Credit Fee applies to credit hours in excess of 18 credit hours per semester.
- (5) ECSU and WCSU - eLearning Registration Fee will be eliminated beginning with the Fall 2022 semester.
- (6) WCSU - eLearning Incomplete / Access Fee will be eliminated beginning with the Fall 2022 semester.
- (7) CCSU - the approved increase in Orientation Fee for FY21, from \$125 to \$150 was not implemented in FY22, but will start in FY23.
- (8) SCSU - these fees have been approved by the BOR for FY22 but were not implemented. The Math Emporium fee remained at \$65.

CONNECTICUT STATE UNIVERSITIES

ATTACHMENT A

eLearning Tuition and Fees

	CENTRAL							
	AY 2022				AY 2023			
	Fall and Spring			Extension Fee (per Credit Hour)	Fall and Spring			Extension Fee (per Credit Hour)
	Tuition	GUF	Total		Tuition	GUF	Total	
Undergraduate								
In State	257	310	567	567	270	325	595	595
Out of State *	257	324	581	581	270	340	610	610
NE	257	324	581	581	270	340	610	610
Graduate								
In State	424	290	714	714	445	304	749	749
Out of State*	424	304	728	728	445	319	764	764
NE	424	304	728	728	445	319	764	764
Data Mining								
In State	402	308	710	710	423	323	746	746
Out of State*	402	308	710	710	423	323	746	746
NE	402	308	710	710	423	323	746	746
Doctoral Program								
In State	663	316	979	979	696	331	1027	1027
Out of State*	663	316	979	979	696	331	1027	1027
NE	663	316	979	979	696	331	1027	1027

EASTERN								
AY 2022					AY 2023			
Fall and Spring			Extension Fee (per Credit Hour)	Fall and Spring			Extension Fee (per Credit Hour)	
Tuition	GUF	Total		Tuition	GUF	Total		
256	322	578	578	270	337	607	607	
256	322	578	578	270	337	607	607	
256	322	578	578	270	337	607	607	
424	236	660	660	445	248	693	693	
424	236	660	660	445	248	693	693	
424	236	660	660	445	248	693	693	

	SOUTHERN							
	AY 2022				AY 2023			
	Fall and Spring			Extension Fee (per Credit Hour)	Fall and Spring			Extension Fee (per Credit Hour)
	Tuition	GUF	Total		Tuition	GUF	Total	
Undergraduate								
In State	257	355	612	612	270	373	643	643
Out of State	257	355	612	612	270	373	643	643
NE	257	355	612	612	270	373	643	643
Graduate								
In State	426	349	775	775	448	366	814	814
Out of State	426	349	775	775	448	366	814	814
NE	426	349	775	775	448	366	814	814

WESTERN								
AY 2022					AY 2023			
Fall and Spring			Extension Fee (per Credit Hour)	Fall and Spring			Extension Fee (per Credit Hour)	
Tuition	GUF	Total		Tuition	GUF	Total		
257	303	560	560	270	318	588	588	
257	303	560	560	270	318	588	588	
257	303	560	560	270	318	588	588	
424	216	640	640	445	226	671	672	
424	216	640	640	445	226	671	672	
424	216	640	640	445	226	671	672	

Note:

* CCSU - FY21 Rates Approved on 6/4/20 to have the eLearning Rates be the same as the PT Rates for Out-Of-State Students. InState rates match PT Tuition and GUF split.

**Charter Oak State College
FY23 Tuition Rate & Fee Schedule**

		Adopted 2022 Rate	Proposed 2023 Rate	Annual Change	
				\$	%
Tier I Undergraduate Tuition Rate					
<u>In State</u>					
	Undergraduate Tuition per credit	\$ 319	\$ 319	\$ -	0.00%
	Student Services Fee	\$ 224	\$ 224	\$ -	0.00%
	Technology Fee per active semester	\$ 75	\$ 75	\$ -	0.00%
<u>Out of State</u>					
	Undergraduate Tuition (Nonresident) per credit	\$ 419	\$ 419	\$ -	0.00%
	Student Services Fee	\$ 295	\$ 295	\$ -	0.00%
	Technology Fee per active semester	\$ 75	\$ 75	\$ -	0.00%
<u>Military</u>					
	Active Duty, Guardsmen's and Drilling Reservist per Credit Fee	\$ 250	\$ 250	\$ -	0.00%
Tier I Graduate Tuition Rate					
<u>In State</u>					
	Graduate Tuition (Resident) per credit	\$ 516	\$ 516	\$ -	0.00%
	Student Services Fee (billed 3 times per year)	\$ 333	\$ 333	\$ -	0.00%
	Technology Fee per active semester	\$ 75	\$ 75	\$ -	0.00%
<u>Out of State</u>					
	Graduate Tuition (Nonresident) per credit	\$ 540	\$ 540	\$ -	0.00%
	Student Services Fee (billed 3 times per year)	\$ 354	\$ 354	\$ -	0.00%
	Technology Fee per active semester	\$ 75	\$ 75	\$ -	0.00%

Charter Oak State College
FY23 Tuition Rate & Fee Schedule

	Adopted 2022 Rate	Proposed 2023 Rate	Annual Change	
			\$	%
Tier II Fees				
<u>Miscellaneous</u>				
Application Fee for Certificate or Degree Program	\$ 50	\$ 50	\$ -	0.00%
Undergraduate Program Deposit	\$ 150	\$ 150	\$ -	0.00%
Payment Plan Registration Fee	\$ 45	\$ 45	\$ -	0.00%
Late Registration Fee	\$ 70	\$ 70	\$ -	0.00%
Late Payment Plan Fee	\$ 20	\$ 20	\$ -	0.00%
Bad Check Fee	\$ 35	\$ 35	\$ -	0.00%
Graduation Fee	\$ 225	\$ -	\$ (225)	-100.00%
Diploma Replacement	\$ 30	\$ 30	\$ -	0.00%
<u>Course Audit Fee</u>				
Undergraduate Resident Course Audit	\$ 160	\$ 160	\$ -	0.00%
Undergraduate Non-Resident Course Audit	\$ 210	\$ 210	\$ -	0.00%
Graduate Resident Course Audit	\$ 258	\$ 258	\$ -	0.00%
Graduate Non-Resident Course Audit	\$ 270	\$ 270	\$ -	0.00%
<u>Alternative Route to Certification (ARC) Early Childhood Program</u>				
ARC - Non Refundable Deposit	\$ 500	\$ 500	\$ -	0.00%
ARC - Semester 1	\$ 3,250	\$ 3,250	\$ -	0.00%
ARC - Semester 2	\$ 3,250	\$ 3,250	\$ -	0.00%
ARC - EDTPA Credentialing	\$ 300	\$ 300	\$ -	0.00%
ARC - EDTPA Assessment Retake	\$ 100	\$ 100	\$ -	n/m
ARC - Course Retake	\$ 750	\$ 750	\$ -	0.00%
ARC - Key Assessment Regrade	\$ 200	\$ 200	\$ -	0.00%
ARC - Additional Observation	\$ 350	\$ 350	\$ -	0.00%
<u>Connecticut Directors Credential</u>				
Initial Level Credentialing	\$ 107	\$ 107	\$ -	0.00%
Standard Level Credentialing	\$ 134	\$ 134	\$ -	0.00%
Master Level Credentialing	\$ 161	\$ 161	\$ -	0.00%
Initial & Standard Level Renewal	\$ 80	\$ 80	\$ -	0.00%
Master Level Renewal	\$ 107	\$ 107	\$ -	0.00%
<u>Connecticut Parenting Educator Credential</u>				
Level 1 through Level IV	\$ 100	\$ 100	\$ -	0.00%
Renewal Fee	\$ 75	\$ 75	\$ -	0.00%
<u>Testing & Examinations</u>				
COSC Exam (Pathways Exam)	\$ 100	\$ 100	\$ -	0.00%
CLEP Administration	\$ 53	\$ 56	\$ 3	5.66%
DANTES Administration	\$ 53	\$ 56	\$ 3	5.66%
Rescheduling Fee	\$ 20	\$ 20	\$ -	0.00%
<u>General Credit Registry</u>				
Resident per year	\$ 475	\$ 475	\$ -	0.00%
Non resident per year	\$ 850	\$ 850	\$ -	0.00%
Reactivate registry	\$ 150	\$ 150	\$ -	0.00%
<u>PLA - Connecticut Credit Assessment Program (CCAP)</u>				
Administrative Fee - Non-Profit Training Sponsor	\$ 2,500	\$ 2,500	\$ -	0.00%
Administrative Fee - for Profit Training Sponsor	\$ 5,000	\$ 5,000	\$ -	0.00%
<u>PLA - Portfolio Program</u>				
Assessment Fee for Matriculated Students per course	\$ 350	\$ 350	\$ -	0.00%
Assessment Fee for Non-matriculated Students per course	\$ 450	\$ 450	\$ -	0.00%
<u>PLA - Credential Credit Program</u>				
Credential Evaluation for Matriculated students	\$ 500	\$ 500	\$ -	0.00%
<u>Pharmacy Refresher</u>				
Pharmacists Refresher Courses	\$ 550	\$ 550	\$ -	0.00%

ITEM

Gift of Real Estate to Quinebaug Valley Community College

BACKGROUND

Quinebaug Valley Community College has conducted credit and non-credit courses in Willimantic since 1980. This commitment to provide off-campus courses in Willimantic has reached out to an underserved region, providing educational options to many who may not have pursued or have been able to access the opportunity.

Between 1999 and 2017, Quinebaug leased space at 729 Main St., Willimantic., which is owned by the Northeast Development Company, LLC. The managing partner of the Northeast Development Company, Mr Steven Townsend, has offered to donate this facility to Quinebaug as a permanent location for Quinebaug to continue pursuing its Willimantic based educational mission.

ANALYSIS

Beginning in 1980, Quinebaug Valley Community College first occupied space in Willimantic as a satellite campus. The Willimantic Center campus has and continues to offer important educational opportunities to an underserved region where individuals may have difficulty accessing opportunities offered at our colleges. In 1999, leased space of 8,325 at 729 Main St., Willimantic was procured under a Department of Public Works public solicitation. The initial full and part time student head count was 132 students and 40 credit sections. Through 2014, the Willimantic Center maintained success and fully utilized all of the buildings 15,988 square feet, enrolled approximately 550 full and part time students and provided more than 64 credit sections. The vibrant 729 Main St. location consisted of 14 classrooms, 5 offices, a bookstore and other miscellaneous support space. In 2017, due to a decrease in student population and as a cost savings measure of avoiding the annual lease expense of \$145,000 plus operating costs, the Willimantic Center lease was not renewed, and its programs were relocated to Windham Technical High School. Under an MOU with Windham Tech., Quinebaug uses 6 designated classrooms and a copy room between the hours of 2:30 PM – 10:00 PM, Monday through Thursday, at a rental rate of \$1,500 per semester with annual renewals. The space is approximately 6,000 square feet. In part, limited program exposure and space limitations decreased student participation.

Although Quinebaug's Willimantic Center at Windham Tech is cost-effective, there are three significant shortfalls:

1. Limited space and hours of operation prevent the Willimantic Center from performing to its fullest. Partly mitigating this shortfall, several weekly classes are currently conducted at 729 Main St. as part of a Facility Use Agreement with the current building lessee, EastConn.
2. The Windham Tech site is primarily a location to hold classes and offers limited opportunities for students to access resource materials, the college to properly support student needs or market itself.
3. Windham Tech. was constructed in 1956 and last renovated 30 years ago. The Technical High School System considers this facility outdated and in need of replacement. Under Public Act 15-3, Windham Tech was granted bond funds to construct a new facility currently proposed in Mansfield. Windham Tech will relocate in as few as 6-years and the Windham Center will lose its current home.

In 2021, Quinebaug Valley increased marketing efforts for the Willimantic Center and restored the total headcount to approximately 93 students. Quinebaug Valley is confident the outreach commitment and with new space more accommodating than Windham Tech can offer will expand the program for Fall, 2022, by 50 fulltime, 75 part time and 100 non-credit students.

Northeast Development Company, LLC owns 729 Main St. Its Managing Partner, Mr. Steven Townsend, has long-standing involvement with promoting Quinebaug Valley student success. Since 1998 through June 2011, Mr. Townsend has volunteered his time to serve on the Foundation Board, was Co-Chair of Quinebaug's first Capital Campaign raising funds for a new addition and has Chaired the Investment and Finance Committees. In June 2012, he was voted in as an Emeritus Foundation member. Additionally, Mr. and Mrs. Townsend have endowed the Townsend Scholarship Fund starting in 1999. They presently fund approximately 30% of the total scholarship values awarded annually on Scholarship Night. This year, the Townsend's intent is to provide 25 scholarships totaling \$50,000. Since 1999, they have provided over 300 scholarships worth approximately \$500,000. The Townsend scholarships will continue in perpetuity. Mr. Townsend's commitment to the college remains strong. In December 2021, as an additional act of generosity, offered to donate 729 Main St. to the State for Quinebaug Valley's use, so the college mission can continue at a permanent Willimantic Center location.

A CSCU financial relocation analysis to move the Willimantic Center from Windham Tech was completed. 729 Main St. is more conveniently located than Windham Tech and will have more available space and greater operating hours than the current program. The Willimantic Center is already well established and is estimated to have an enrollment increase based Quinebaug's current outreach to the community. The first relocation enrollment year, FY 2022, is projected to grow by 100 full time, 150 part time and 200 non-credit students. After evaluating the projected operating expenses against tuition revenue, the net projected impact to Quinebaug's operating budget for providing increased service at 729 Main St. is estimated as cost neutral.

We completed a facility conditions evaluation and obtained asbestos reports. The facility is in good operating move in condition with some improvements recommended. A budget for improvements totaling \$250,000 has been established from existing FY20 Code Compliance/Infrastructure Improvement Program bond funds. Improvements will consist of; asbestos removal from isolated building areas including small quantities of asbestos floor tile and pipe insulation in an attic space and removal of a decommissioned boiler and related asbestos in an abandoned boiler room; HVAC modifications, painting, flooring replacements, telecom, and furniture & equipment. Based on the town assessment, the facility is valued at approximately \$575,000. We also toured the site with OPM and DAS and obtained their required approvals.

State Statute 10a-150, 4b-23, require that gifts of real property be approved by the BOR, State Properties Review Board, Department of Administrative Services and Attorney General. After all approvals are received, the State Treasurer will be advised of the gift. Mr. Townsend has requested the transfer of property occur prior to July 1, 2022. BOR acceptance of this gift is also contingent upon the consent of the State Properties Review Board, Department of Administrative Services and Attorney General.

PRESIDENT'S RECOMMENDATION

Approve the generous gift of real estate located at 729 Main St., Willimantic, from Mr. Steven Townsend to ensure the continued success of Quinebaug's Willimantic Center. Approval remains

contingent upon consent of the State Properties Review Board, Department of Administrative Services and Attorney General.

3/16/22 Finance & Infrastructure Committee

3/24/22 Board of Regents

RESOLUTION

concerning

REALLOCATION OF CSCU 2020 FUNDING
FOR
CENTRAL, EASTERN & WESTERN CONNECTICUT STATE UNIVERSITIES

March 24, 2022

- WHEREAS, Pursuant to CGS 10a-91d (c), the Board of Regents must approve reallocation of CSCU 2020 program funds at the completion of a project to other CSCU 2020 named projects and programs; and
- WHEREAS, Three named “line item” projects that were funded from FY 2013 through FY 2018 as part of the CSCU 2020 Program are complete; and
- WHEREAS, \$2,397,194 of uncommitted funding for three projects will be reallocated to their respective University’s Code Compliance/ Infrastructure Improvement programs; and
- WHEREAS, The projects and reallocated funding is listed below:
1. FY 2013 & 15 – Central’s Barnard Hall, \$458,956
 2. FY 2013, 14 & 15 – Eastern’s Goddard & Communications, \$1,375,000
 3. FY 2013 & 15 – Western’s Higgins Hall, \$563,238
- therefore, be it
- RESOLVED, \$2,397,194 of uncommitted funds from completed CSCU 2020 projects will be reallocated to their respective University Code Compliance/ Infrastructure Improvement programs.

A True Copy:

Alice Pritchard
Secretary of the Board of Regents

ITEM

Reprogramming of CSCU 2020 Funding for Central, Eastern and Western Connecticut State Universities.

BACKGROUND

General Statute Sec. 10a-91d(c) requires a formal vote of the Board of Regents (BOR) for any line item revision within CSCU 2020. The statute further states that project cost revision(s) equal to or greater than 5% of the total, if the project is greater than \$1 million, also require “a request by the BOR for, and enactment of, a subsequent public or special act approving” the revision **“or such revision is due to the use of funds remaining from a completed project than such revision conditioned only such formal approval of the Board of Regents.”**

From FY 2013 through FY 2018, a number of named capital projects were listed in CSCU 2020 Program legislation for funding design, construction and equipment at Central, Eastern and Western Connecticut State Universities. Three named projects are complete, and remaining project funds can be relocated solely through BOR approval. Requested is a reallocation of remaining uncommitted project funds to other CSCU 2020 programs.

ANALYSIS

Three named “line item” projects that were funded from FY 2013 through FY 2018 as part of the CSCU 2020 Program are complete. The CSCU total 2020 budget for these projects is \$90,626,000, of which \$2,397,194 remains uncommitted. A detailed project list below displays funding years, project location, project name, approved budget and remaining funds for reallocation.

<u>Funding Year(s)</u>	<u>Campus</u>	<u>Project Name</u>	<u>Original Project Budget</u>	<u>Reallocated Funding</u>
FY13, FY15	Central	Barnard Hall	\$23,099,000	\$ 458,956
FY13, FY14, FY15	Eastern	Goddard/Communications	\$32,951,000	\$1,375,000
FY13, FY15	Western	Higgins Hall	\$34,576,000	\$ 563,238

Central, Eastern and Western request their remaining uncommitted funds for each project, as listed in the above “Funding Reallocations” column, be reallocated from the designated university project to their Code Compliance/ Infrastructure Improvement program within the same funding year of each project.

RECOMMENDATION

Approve the reallocation of \$2,397,194 in uncommitted CSCU 2020 project funds listed above to the named University Code Compliance/Infrastructure Improvement Program in the corresponding funding years.

RESOLUTION

concerning

A GIFT OF REAL PROPERTY LOCATED AT
729 MAIN STREET, WILLIMANTIC
TO
QUINEBAUG VALLEY COMMUNITY COLLEGE AT
WILLIMANTIC CENTER

March 24, 2022

- WHEREAS, Quinebaug Valley Community College has maintained a Willimantic satellite campus since 1980, and
- WHEREAS, Space for Quinebaug's Willimantic Center at 729 Main Street, Willimantic, was leased from 1999-2017, and
- WHEREAS, In 2017, as a cost-savings effort, the Willimantic Center relocated into space of approximately 6,000 square feet at Windham Technical High School that is not a permanent location, and
- WHEREAS, 729 Main Street, Willimantic, is owned by the Northeast Development Company, LLC., whose managing partner is Mr. Steven Townsend, and
- WHEREAS, Mr. Townsend, has generously offered to donate 729 Main Street to Quinebaug as a permanent location to continue the Willimantic Center educational mission, and
- WHEREAS, 729 Main Street is a 15,988 square foot facility that provides Quinebaug opportunities to develop a more robust program than current facilities permit, and
- WHEREAS, The Board of Regents recognizes the educational value the Willimantic Center can offer from a permanent location at 729 Main Street, Willimantic, and
- WHEREAS, The Board of Regents acceptance of this gift is contingent on the approvals of the Department of Administrative Services, State Properties Review Board and Attorney General; therefore be it

RESOLVED, That the Board of Regents accepts the gift of 729 Main Street, Willimantic, and expresses its gratitude to Mr. Townsend for this generous gift to Quinebaug Valley's Willimantic Center.

A True Copy:

Alice Pritchard
Secretary of the Board of Regents