

**CT BOARD OF REGENTS FOR HIGHER EDUCATION**  
**MINUTES – REGULAR MEETING – 10 AM, THURSDAY, APRIL 6, 2017**  
**BETTY TIPTON ROOM, EASTERN CT STATE UNIVERSITY, WILLIMANTIC, CT**

<b>REGENTS – ATTENDANCE (Y = yes / N = no)</b>	
Matt Fleury, Chair	Y
Yvette Meléndez, Vice Chair <i>via teleconference</i>	Y
Richard J. Balducci	Y
Aviva D. Budd	Y
Lawrence J. DeNardis	Y
Merle W. Harris <i>via teleconference</i>	Y
David R. Jimenez	Y
William J. McGurk <i>via teleconference</i>	Y
Holly M. Palmer	Y
JoAnn H. Price	Y
Elease E. Wright <i>via teleconference</i>	Y
Holly Palmer, SAC Chair	Y
Joseph Young SAC Vice	Y
*Barbara E. Richards, FAC Chair	Y
*Stephen Adair, FAC Vice	Y
*Scott D. Jackson, Labor Commissioner	Y
*Raul Pino, Public Health Commissioner	Y
*Catherine H. Smith, DECD Commissioner <i>via telcon</i>	Y
*Dianna R. Wentzell, Education Commissioner	N
<i>*ex-officio, non-voting member</i>	

**CSCU STAFF**

Mark E. Ojakian, President  
Jane Gates, Provost & Senior Vice President, Academic and Student Affairs  
Alice Pritchard, Chief of Staff  
Erika Steiner, Chief Financial Officer  
Elsa Nunez, VP State Universities and President, Eastern Connecticut State University  
David Levinson, VP Community Colleges and President, Norwalk Community College  
Erin A. Fitzgerald, Associate Director of Board Affairs/BOR Secretary

**STATE UNIVERSITY/COMMUNITY COLLEGE PRESIDENTS**

James Lombella, Asnuntuck Community College  
Wilfredo Nieves, Capital Community College  
Ed Klonoski, Charter Oak State College  
Dorsey Kendrick, Gateway Community College  
Paul Broadie, Housatonic Community College  
Gena Glickman, Manchester Connecticut Community College  
Anna Wasescha, Middlesex Community College  
Michael Rooke, Northwestern Connecticut Community College  
Daisy Cocco De Filippis, Naugatuck Valley Community College  
Carlee Drummer, Quinebaug Valley Community College  
Mary Ellen Jukoski, Three Rivers Community College  
Cathryn Addy, Tunxis Community College  
Zulma Toro, Central Connecticut State University  
Joe Bertolino, Southern Connecticut State University  
John Clark, Western Connecticut State University

## **CALL TO ORDER**

Chairman Fleury called the meeting to order at 10:05 am and, following roll call, declared a quorum present.

## **ADOPT AGENDA**

Chairman Fleury called for a motion to adopt the meeting agenda with the following revision:

**Move the report from the Finance Committee from the third committee to report out, to the first of the Committee reports.**

**On a motion by Regent Balducci, seconded by Regent Cohen, the Agenda was unanimously adopted as amended.**

## **EASTERN STATE UNIVERSITY PRESIDENT ELSA NUNEZ**

ECSU President Nunez offered brief remarks welcoming the Board to campus.

## **OPPORTUNITY TO ADDRESS THE BOARD**

The following individuals addressed the Board members:

Zach Watson, QVCC student – Communication/consolidation

Steven Kirstukas, CCSU faculty – purchasing/equipment issues

Moises Flores, ECSU staff – QVCC @ Willimantic

Peter Bowman, CCSU faculty – IT issues

David Cummings, Facilities staff – communication / consolidation

Jody Barr, SUOAF President – Students First

Lisa Bigelow – CCSU SUOAF Chapter President – Students First

Delia Berlin, former Director of QVCC Willimantic Center – QVCC @ Willimantic

F. Philip Perelli, NWCC Foundation President – communication / consolidation

State Sen. Mae Flexer – Students First / QVCC @ Willimantic

State Rep. Susan Johnson – Students First / QVCC @ Willimantic

## **CSCU PRESIDENT MARK OJAKIAN**

President Ojakian spoke at length regarding the Students First initiative (Attachment A hereto) as well as the current and projected fiscal condition of Connecticut and CSCU.

### **BOR CHAIRMAN MATT FLEURY**

Chairman Fleury solicited comments from all Board members regarding the Students First initiative. Following a lengthy discussion among board members, **on a motion by Chairman Fleury, seconded by Holly Palmer, the following resolution was adopted on a 12/1 vote. Twelve in favor; McGurk abstaining; 0 opposed).**

**RESOLVED:** that the Board of Regents for Higher Education approves CSCU President Mark E. Ojakian's recommended strategies and their associated savings targets\* as presented on this date; and, further, directs President Ojakian to prepare a plan and timeline for implementation to commence July 1, 2017.

\*Attachment A hereto includes:

Students First Guiding Principles  
Administrative Consolidation System Wide  
Organizational Consolidation- Community Colleges

### **STUDENTS FIRST PROPOSAL**

#### **Guiding Principles**

- Ensure students are at the center of all decisions.
- Prioritize teaching, learning, and high-quality academic programming.
- Preserve and enhance student support services.
- Safeguard educational access, affordability and transferability.
- Be conscientious stewards of the students' and state's investments in our institutions.
- Ensure campuses are positioned to build partnerships with the state's businesses and other enterprises to prepare a highly skilled and well-educated workforce.

#### **Administrative Consolidation – System wide**

**Objective:** A single administrative infrastructure to eliminate redundant functions system wide and provide shared services to all universities and colleges.

- Consolidate “back office” functions such as purchasing, human resources, information technology, and facilities for the universities, colleges and system office.
- Reduce number of non-student facing personnel.
- Leverage subject matter expertise across system.
- **Savings target approximately \$13M of total administrative costs (4% cut).**

#### **Considerations**

- Requires 1-2 years for implementation and realization of target savings; some implementation costs will be incurred.

#### **Organizational Consolidation – Community Colleges**

**Objective:** One centrally managed college with campuses statewide.

- Phased in consolidation of leadership and management.
- Retains unique mission of colleges and local community connections.
- **Savings target approximately \$28M (20% cut).**

#### **Considerations**

- Requires 1-2 years for implementation and realization of target savings; some implementation costs will be incurred.
- Similar initiatives across the country.

## **APPROVAL OF PREVIOUS MEETING MINUTES**

Chairman Fleury called for a motion to accept the previous meeting minutes of March 2, 2017 and March 23, 2017. **On a motion by Regent Cohen, seconded by Regent Wright, the minutes were accepted as submitted.**

## **CONSENT AGENDA**

Chairman Fleury called for a motion on the Consent Agenda. On **a motion by Regent Balducci, seconded by Regent Budd, the Consent Agenda was unanimously adopted.** The following Agenda items were approved on consent:

### **Terminations**

- Pathways to Teaching Careers – AA – Manchester
- Adventure Education – Cert – Northwestern CT CC
- Insurance & Financial Service - AS - Norwalk CC
- Management: Marketing - AS - Norwalk
- Management: Career - AS - Norwalk CC
- Information Processing Technician – Certificate - Gateway
- Hotel and Lodging Management - AS - Norwalk CC

### **New Programs**

- TAP Programs
  - CSCU Pathway Transfer Degree: Art Studies
  - CSCU Pathway Transfer Degree: Exercise Science Studies
  - CSCU Pathway Transfer Degree: Theater Studies
  - CSCU Pathway Transfer Degree: Early Childhood Teaching Credential
- Technology Studies: Manf. Engineering Technology Pathway – AS – Middlesex CC
- Photography - Certificate - Manchester CC
- Transition Specialist OCP – Post Bac Cert. – Central CSU
- Software Engineering – MS – Central CSU

### **Modifications**

- Health Information Management – BS – Charter Oak SC
- Health Information Management – Post Bac Cert – Charter Oak SC
- Food Service Management – AS – Gateway CC
- Hotel/Motel Management – AS – Gateway CC
- Health Information Management – AS – Middlesex CC
- Technology Studies: Manufacturing Machine Option A – AS - Middlesex CC
- Manufacturing Machine Technology – Certificate (C2) – Middlesex
- Restaurant/Foodservice Management - AS - Norwalk

### **Accreditations - Programs**

- Organizational Effectiveness and Leadership – MS – Charter Oak SC
- Health Information Management – AS – NWCC

### **Accreditations - Institutions**

- State renewal accreditation – Eastern CSU

**College of Technology (COT) Pathway for Technological Studies 76**

**BOR Faculty Awards – CSCU**

**CSU-AAUP Research Grants**

**Honorary Degrees - CSCU**

## **RESOLUTIONS APPROVED ON CONSENT**

### **Terminations**

#### **Pathways to Teaching Careers – AA – Manchester**

**RESOLVED:** That the Board of Regents for Higher Education approve the termination of a program in Pathways to Teaching leading to an Associate of Arts degree at Manchester Community College with a phase-out period until May 30, 2019.

#### **Adventure Education – Cert – Northwestern CT CC**

**RESOLVED:** That the Board of Regents for Higher Education approve the termination of a program in Adventure Education leading to a Certificate at Northwestern Connecticut Community College with a phase-out period until April 30, 2017.

#### **Insurance & Financial Service - AS - Norwalk CC**

**RESOLVED:** That the Board of Regents for Higher Education approve the termination of a program in Insurance and Financial Service leading to an Associate of Science Degree at Norwalk Community College with a phase-out period until June 30, 2019.

#### **Management: Marketing - AS - Norwalk**

**RESOLVED:** That the Board of Regents for Higher Education approve the termination of a program in Management: Marketing leading to an Associate of Science Degree at Norwalk Community College with a phase-out period until June 30, 2019.

#### **Management: Career - AS - Norwalk CC**

**RESOLVED:** That the Board of Regents for Higher Education approve the termination of a program in Management: Career leading to an Associate of Science Degree at Norwalk Community College with a phase-out period until June 30, 2019.

#### **Information Processing Technician – Certificate - Gateway**

**RESOLVED:** That the Board of Regents for Higher Education approve the termination of a program in BOT: Information Processing Technician leading to a Certificate at Gateway Community College with a phase-out period until May 31, 2017.

#### **Hotel and Lodging Management - AS - Norwalk CC**

**RESOLVED:** That the Board of Regents for Higher Education approve the termination of a program in Hotel and Lodging Management leading to an Associate of Science Degree at Norwalk Community College with a phase-out period until June 30, 2019.

### **New Programs**

#### **TAP Programs**

- CSCU Pathway Transfer Degree: Art Studies
- CSCU Pathway Transfer Degree: Exercise Science Studies
- CSCU Pathway Transfer Degree: Theater Studies
- CSCU Pathway Transfer Degree: Early Childhood Teaching Credential

**RESOLVED:** That the Board of Regents for Higher Education approves the licensure and accreditation of the following Transfer and Articulation Policy Pathway degrees, all developed by discipline faculty from the 17 Connecticut State Colleges and Universities. These four pathways meet the specific requirements of the Board's Transfer and Articulation Policy for seamless and transparent transfer in these four majors for students from any of the Community Colleges leading them to complete an associate degree in the discipline that is guaranteed to transfer to any of the State Universities and Charter Oak State College and leave the student with only 60 credits to complete for the baccalaureate degree.

The four pathway Associate of Arts (AA) degrees are:

CSCU Pathway Transfer Degree: Art Studies

CSCU Pathway Transfer Degree: Exercise Science Studies

CSCU Pathway Transfer Degree: Theater Studies

CSCU Pathway Transfer Degree: Early Childhood Teaching Credential Studies

**Technology Studies: Manf. Engineering Technology Pathway – AS – Middlesex CC**

**RESOLVED:** That the Board of Regents for Higher Education approve the licensure of a program Manufacturing Engineering Technology leading to an Associate of Science degree at Middlesex Community College for a period of two years until April 30, 2019.

**Photography - Certificate - Manchester CC**

**RESOLVED:** That the Board of Regents for Higher Education approve the licensure and accreditation of a program Photography leading to a Certificate at Manchester Community College for a period of time concurrent with institutional accreditation.

**Transition Specialist OCP – Post Bac Cert. – Central CSU**

**RESOLVED:** That the Board of Regents for Higher Education approve the licensure and accreditation of a program entitled Transition Specialist Official Certificate Program (OCP) leading to a 16 to 18 credit post bachelors certificate at Central Connecticut State University for a period of time concurrent with institutional accreditation.

**Software Engineering – MS – Central CSU**

**RESOLVED:** That the Board of Regents for Higher Education approve the licensure and accreditation of a program Software Engineering leading to a Master of Science degree at Central Connecticut State University for a period of time concurrent with institutional accreditation.

#### **Modifications**

**Health Information Management – BS – Charter Oak SC**

**RESOLVED:** That the Board of Regents for Higher Education approve the modification of a program in Health Information Management leading to a Bachelor of Science degree at Charter Oak State College including modification of courses to align with new national standards.

**Health Information Management – Post Bac Cert – Charter Oak SC**

**RESOLVED:** That the Board of Regents for Higher Education approve the modification of a program in Health Information Management leading to a Certificate at Charter Oak State College including modification of courses to align with new national standards.

**Food Service Management – AS – Gateway CC**

**RESOLVED:** That the Board of Regents for Higher Education approve the modification of a program in Food Service Management leading to an Associate of Science degree at Gateway Community College including changing the title to Restaurant and Food Service Management.

**Hotel/Motel Management – AS – Gateway CC**

**RESOLVED:** That the Board of Regents for Higher Education approve the modification of a program in Hotel/Motel Management leading to an Associate of Science degree at Gateway Community College including changing the title to Hotel Management.

**Health Information Management – AS – Middlesex CC**

**RESOLVED:** That the Board of Regents for Higher Education approve the modification of a program in Health Information Management leading to an Associate of Science degree at Middlesex Community College including modification of course curriculum to align with new national standards.

**Technology Studies: Manufacturing Machine Option A – AS - Middlesex CC**

**RESOLVED:** That the Board of Regents for Higher Education approve the modification of a program in Technology Studies: Manufacturing Machine Option-A leading to an Associate of Science degree at Middlesex Community College including modification of courses to align with the Advanced Manufacturing Technology Centers (AMCs) at sister institutions.

**Manufacturing Machine Technology – Certificate (C2) – Middlesex**

**RESOLVED:** That the Board of Regents for Higher Education approve the modification of a program in Manufacturing Machine Technology leading to a Certificate (C2) at Middlesex Community College including modification of courses to align with the Advanced Manufacturing Technology Centers (AMCs) at sister institutions.

**Restaurant/Foodservice Management - AS - Norwalk**

**RESOLVED:** That the Board of Regents for Higher Education approve the modification of a program in Restaurant/Foodservice Management leading to an Associate of Science degree at Norwalk Community College including significant modification of courses, changing the title to Hospitality Management and the degree to an Associate of Applied Science.

**Accreditations - Programs**

**Organizational Effectiveness and Leadership – MS – Charter Oak SC**

**RESOLVED:** That the Board of Regents for Higher Education approve the accreditation of a program in Organizational Effectiveness and Leadership leading to a Master of Science degree at Charter Oak State College for a period of time concurrent with the institutional accreditation.

**Health Information Management – AS – NWCC**

**RESOLVED:** That the Board of Regents for Higher Education approve the accreditation of a program in Health Information Management leading to an Associate of Science degree at Northwestern CT Community College for a period of time concurrent with the institutional accreditation.

**Accreditations - Institutions**

**State renewal accreditation – Eastern CSU**

**RESOLVED:** That the Connecticut Board of Regents for Higher Education accept NEASC actions and continue accreditation to Eastern Connecticut State University until June 30, 2021.

**College of Technology (COT) Pathway for Technological Studies**

**RESOLVED:** That the Board of Regents for Higher Education approve the College of Technology Career Pathway that incorporates already approved certificates and degrees. The pathway meets the degree requirements for the Connecticut College of Technology's Technology Studies Associate of Science degree and implements a seamless career pathway that includes stackable credentials that provide multiple entry and exit options. Included in this career pathway is the Advanced Manufacturing Machine Technology Certificate that prepares graduates for the workforce and provides the opportunity for them to complete an associate degree that will transfer to Central Connecticut State University's B.S. degree in Industrial Technology – Technology Management as illustrated in the attached\* College of Technology Curriculum Crosswalk.

*\*Attachment C hereto.*

**BOR Faculty Awards – CSCU**

**RESOLVED:** That the Board of Regents for Higher Education accepts the campus-based nominations for the Teaching Awards (CSU), Teaching Awards (CCC), Research Awards and the Scholarly Excellence Awards as the respective recipients of those awards for the 2016-17 academic year, and be it further

**RESOLVED:** That the Board of Regents for Higher Education accepts the recommendations of the respective selection committees for the Teaching Award (CSU), Teaching Award (CCC), Research Award, Scholarly Excellence Award and the Adjunct Faculty Teaching Awards as the respective recipients of the System Awards for the 2016-17 academic year. *Attachment D hereto*



## CSU-AAUP Research Grants

**RESOLVED**, that the Board of Regents for Higher Education approve the funding recommendations of the Selection Committee for the CSU-AAUP Faculty Research Grants for the 2017-2018 program year.

The CSU institutions received a total of 240 proposals, including 24 partnership applications, from a total of 268 individual faculty members; requesting funds totaling \$1,132,107 – 17 percent more than what is available for distribution.

Per the program's guidelines, the applicants classify their research proposals within three academic groupings – the distributions of these groupings by institution are presented in the attached Summation – Table 1. Additionally, the applicants are asked to declare the focus of their proposed research within four categories which are presented in the attached Summation – Table 2.

<b>Table 1: Research Grant Applications – Disciplinary Grouping by Institution</b>										
<b>Disciplinary Grouping</b>	<b>Central</b>		<b>Eastern</b>		<b>Southern</b>		<b>Western</b>		<b>TOTAL</b>	
	#	%	#	%	#	%	#	%	#	%
Fine Arts and Humanities	15	15.3	5	21.7	25	31.6	6	15.0	<b>51</b>	<b>21.3</b>
Social Science, Business and Education	38	38.8	8	34.8	31	39.2	13	32.5	<b>90</b>	<b>37.5</b>
Life and Physical Sciences, Mathematics, Computer Science, and Engineering Technology	45	45.9	10	43.5	23	29.1	21	52.5	<b>99</b>	<b>41.3</b>
<b>TOTAL</b>	<b>98</b>	<b>100.0</b>	<b>23</b>	<b>100.0</b>	<b>79</b>	<b>100.0</b>	<b>40</b>	<b>100.0</b>	<b>240</b>	<b>100.0</b>

<b>Table 2: Research Grant Applications – Research Focus by Institution</b>										
<b>Research Focus</b>	<b>Central</b>		<b>Eastern</b>		<b>Southern</b>		<b>Western</b>		<b>TOTAL</b>	
	#	%	#	%	#	%	#	%	#	%
Creation of New Knowledge	78	79.6	14	60.9	60	78.1	31	77.5	<b>183</b>	<b>76.3</b>
Application of Knowledge	11	11.2	5	21.7	10	13.7	7	17.5	<b>33</b>	<b>13.8</b>
Production of Creative Works	4	4.1	4	17.4	8	6.8	0	0.0	<b>16</b>	<b>6.7</b>
Research in Student Learning	5	5.1	0	0.0	1	1.4	2	5.0	<b>8</b>	<b>3.3</b>
<b>TOTAL</b>	<b>98</b>	<b>100.0</b>	<b>23</b>	<b>100.0</b>	<b>79</b>	<b>100.0</b>	<b>40</b>	<b>100.0</b>	<b>240</b>	<b>100.0</b>

## **Honorary Degrees - CSCU**

### **Honorary Degree Nominations for 2017 Commencements:**

Institution	Recipient	Commencement Date
Charter Oak State College	<b>Dr. Shyamala Raman</b>	June 4, 2017
Eastern CT State University	<b>Donald E. Graham</b>	May 16, 2017
Gateway Community College	<b>Thomas Griggs</b>	May 25, 2017
Manchester Community College	<b>Barry Kelly</b>	May 25, 2017
Naugatuck Valley Community College	<b>Felipe Karam Domingues Alves</b>	May 25, 2017
Norwalk Community College	<b>Craig Kelly</b>	May 18, 2017
Southern CT State University	<b>Suzanne Collins James C. Smith</b>	May 18, 2017

## **FINANCE AND INFRASTRUCTURE COMMITTEE**

Committee Chair Richard J. Balducci provided background on the development of the FY 2018 and 2019 Tuition and Fees Proposal. **Following a discussion thereon, on a motion by Regent Balducci, seconded by Regent McGurk, the resolution below approving the FY2018 and FY 2019 Tuition and Fees was adopted on a 12/1 vote (12 in favor; Young opposed; no abstentions).**

**WHEREAS,** The Board of Regents for the Connecticut State Colleges & Universities (CSCU) under its statutory authority - CGS 10a-99 - reviews and establishes tuition and fees annually for such purposes as the Board of Regents deems necessary, and

**WHEREAS,** CSCU expects its General Fund appropriation to be impacted by the continuing weakness in the State economy, and

**WHEREAS,** CSCU is evaluating numerous options and strategies designed to mitigate the impact of General Appropriations, and

**WHEREAS,** Tuition and fees are an important element in financing CSCU's educational activities, and

**WHEREAS,** In spite of this uncertainty, it is important that CSCU maintain the accessibility and affordability of its colleges and universities to the greatest extent possible, and

**WHEREAS,** The proposals for tuition and fees for the next two fiscal years as presented were developed through a process which involved discussions among stakeholders, therefore be it

**RESOLVED,** That the FY2018 rates reflected on the attached\* report and schedules are effective at each college and university as appropriate, and be it further

**RESOLVED,** That the FY2019 rates (excluding certain Tier II fees, housing and food charges) reflected on the attached\* report and schedules are effective at each college and university as appropriate, and be it further

**RESOLVED,** That the certain Tier II fees, housing and food charges for the academic year FY2019 will be reevaluated and brought to the Board of Regents approval prior to the commencement of the FY19 academic year, and be it further

**RESOLVED** That said rates may be reconsidered by the Board of Regents for Higher Education should circumstances warrant.

**\*Attachment B hereto.**

### **ACADEMIC & STUDENT AFFAIRS COMMITTEE**

Regent Naomi Cohen reported out for Committee Chair Merle Harris who was participating via teleconference. **The following resolutions were unanimously adopted:**

#### **Use of Preferred First Name & Execution of Change to Legal Name by Students – CSCU (on a motion by Regent Cohen, seconded by Regent Budd).**

**WHEREAS,** The Board of Regents acknowledges the significance of a name as it embodies the term in which a personal identity is cast; and, to that end the ability to change a name or to use a preferred first name is a matter of great significance to students during their enrollment at the System's institutions, and

**WHEREAS,** The Board of Regents recognizes a need to expedite requests for modification of names by students; therefore, be it

**RESOLVED,** That the attached Policy Statement regarding Use of a Preferred First Name and Execution of Changes to Legal Name by Students is hereby adopted, and be it further

**RESOLVED,** That the CSCU institutions that have not done so are to incorporate appropriate institutional policies and/or establish procedures to facilitate students' requests for a preferred name or change of legal name in those instances noted in the Policy.

#### **Policy on Use of a Preferred First Name and Execution of Changes to Legal Name by Students**

##### **Statement of Policy**

The Board of Regents for Higher Education is committed to providing an educational environment where all are welcome and free to express the manner in which they choose to identify themselves. In this vein the BOR is issuing this policy so that individuals may be identified by a preferred first name or used name as well as understand procedures to change their legal names for the purposes of their education records.

Connecticut State Colleges & Universities (CSCU) shall use a preferred or used name on all documents and records other than official documents, such as diplomas and transcripts.

Documents and records that may display a preferred or used name include, among others, course rosters, identification cards, email addresses, and honors, awards and prizes issued by the institution.

The Board of Regents for Higher Education directs the system office working with representatives of the CSCU institutions to establish appropriate forms, procedures and timelines to facilitate students' requests for usage of a preferred first name or used name. The institutions are to incorporate advisement regarding the ramifications of preferred first name or used name usage into their process.

CSCU institutions must use students' legal names in all official documents, despite requests for the usage of preferred or used names. Legal names are to appear on all external use reports and documents including, but not limited to employment paper work, paychecks, tax forms, student billings, financial aid forms, scholarships, transcripts, diplomas, and other documents required by law.

The Board of Regents for Higher Education directs the system office working with representatives of the CSCU institutions to establish appropriate forms, procedures and timelines to facilitate students' requests to change their legal name. Within such a request, the student must present an original or certified copy of the court order. After the request has been processed, only the new legal name should be reflected in the institution's official documents, unless the individual requests in writing that such documents include reference to his or her former name (e.g. Heather Pauline Armstrong formerly known as John Joseph Doe).

In the event of a typographical or other error in institutional records or documents, the individual's request to correct the name will be granted after verification that the correction is due to an error. Documents that may provide sufficient verification for determination of the correction include birth certificates, social security cards, driver's licenses, and other documents issued by federal, state and local governmental agencies.

### **Definitions**

**Preferred First Name:** A preferred first name or used name is not a legal first name, but is generally used to change the manner in which others refer to the individual. For example, student Mathew Allan Smith may prefer the name Matt or Susan Elaine Taylor may choose to be referred to as Sue or Elly rather than Susan. Note that preferred first names or used names are not limited to variations or derivatives of a given or legal name; for example, student Margaret Ann Parker may request the preferred name Robert or Lawrence Peterson may choose to be called Sarah due to gender identity or transgender status, respectively, without court-ordered documentations.

**Legal Name:** A legal name is the person's official name in accordance with the law. Legal names can only be changed on official documents when a student acquires a court order. Such a court order may arise in a number of different contexts, including a name change proceeding, an adoption, a divorce decree, individual choice, witness protection program. Additionally, a marriage certificate should be treated like a court order.

**Policy on Access to Restrooms and Locker Rooms – CSCU (on a motion by Regent Cohen, seconded by Regent Palmer).**

**WHEREAS,** On February 23, 2017, State of Connecticut Governor Dannel P. Malloy issued Executive Order No. 56 (“Order”) and provided as guidance the United States Department of Education May 13, 2016 “Dear Colleague Letter” (“DCL”); and

**WHEREAS,** The Order requires the Board of Regents to develop policies that allow students access to institution facilities, specifically restrooms and locker rooms, in a manner consistent with a student’s gender identity or expression; therefore, be it

**RESOLVED,** That the Board of Regents adopts the Policy on Access to Restrooms and Locker Rooms.

**Policy on Access to Restrooms and Locker Rooms**

**Statement of Policy**

The Board of Regents for Higher Education is committed to providing an educational and employment environment where all are welcome. The Board of Regents further recognizes that restroom and locker room facilities at the Connecticut State Colleges and Universities are public accommodations. Therefore, the Board of Regents prohibits controlling or otherwise limiting transgender or gender nonconforming persons’ access to restroom or locker room facilities.

Requiring a transgender or gender non-conforming person to use a separate, non-integrated space, potentially identifies that person as well as potentially marginalizes a person. Such treatment fails to recognize that restroom and locker room facilities on the campuses as public accommodations and that denial of access may result in the deprivation of an equal educational or employment environment. In this vein the BOR is issuing this policy so that individuals may access restrooms and locker rooms, in a manner consistent with their gender identity or expression.

**Restroom Use**

Institutions may maintain separate restroom facilities for males and females provided that they allow individuals to access the facilities based upon their gender identity and not exclusively based upon their assigned birth sex. However, if requested, any person may be provided with access to either a “unisex” restroom or a restroom with single stalls.

**Locker Room Use**

Institutions may maintain separate locker room facilities for males and females provided that they allow individuals to access them based on their gender identity and not exclusively based on their assigned birth sex. In locker rooms where undressing occurs in the presence of others, a private option should be provided to any person if requested.

**Revision to Financial Aid Policy – Community Colleges (on a motion by Regent Cohen, seconded by Regent Budd).**

- WHEREAS,** The Board of Trustees of Community Colleges on January 17, 1972 adopted a Tuition and Financial Aid Philosophy (2.6)
- WHEREAS,** The Board of Trustees of Community College on December 20, 1999 adopted a Financial Aid Policy (2.6.1)
- WHEREAS,** The Board of Trustees of Community Colleges on September 15, 2008 adopted a Financial Aid Code of Conduct (2.6.2)
- WHEREAS,** The Board of Trustees of Community Colleges on November 20, 1978 adopted a Financial Aid Policy on Distribution (4.16)
- WHEREAS,** The current collection of financial aid policies do not fully align with modern awarding methodology, therefore creating inconsistent application of financial aid dollars
- WHEREAS,** The CSCU Community Colleges are committed to the development of equitable practices, policies, and systems that maximize access, retention, and completion of degree and certificate programs, now therefore be it
- RESOLVED,** The CSCU Community Colleges will adopt a Financial Aid Policy consistent with equitable modern practice, which will provide colleges a more strategic use of financial aid in order to attract and retain students, encourage persistence and progress, and be responsive to the needs of our student body, and be it further
- RESOLVED,** That the Board of Regents adopt the revised Financial Aid Policy, to be implemented across the community colleges effective with the 2017-2018 financial aid award year.

**Financial Aid Policy for CSCU Community Colleges**

**Philosophy**

The Connecticut State Colleges and Universities (CSCU) system, with support from the Board of Regents, has developed an institutional packaging philosophy to ensure the consistent, fair, and equitable distribution of available funds in order to provide financial assistance to eligible students. To support the educational achievement of our students, each institution shall award financial aid funds from available resources to promote access to higher education, facilitate completion, enable personal and professional growth, and ultimately contribute to the prosperity of the State of Connecticut.

**Student Assistance Provision**

To assist prospective students and financial aid applicants with their decision-making process, colleges must provide timely financial aid awards. The Board of Regents recommends that colleges require students provide only information consistent with the annual requirements provided by the US Department of Education and Federal Student Aid in an effort to remove barriers to entry and place students on a path to success.

### **Awarding**

Financial assistance is available from federal, state, and institutional sources; it is awarded to students that apply and meet certain eligibility criteria. Available funds shall be packaged based on Financial Need, as determined by federal methodology calculations resulting from completion of a Free Application for Federal Student Aid (FAFSA). Financial Need is defined as a student's Expected Family Contribution (EFC) as compared to a Cost of Attendance (COA). Financial aid awards shall not exceed a student's Cost of Attendance (COA). Aid eligibility which is contingent on Financial Need may be influenced by the presence of other forms of financial assistance available to students, as well as the colleges' policies for distributing their allocated resources.

To comply with federal regulations, each applicant must meet the Satisfactory Academic Progress standard as defined in the "Satisfactory Academic Progress Policy for Student Financial Aid Recipients at CSCU Community Colleges."

Financial aid awards are made throughout the year on a first-come, first-served basis that is subject to available funding. All students are initially awarded based on estimated full-time enrollment and full-time costs. Applicants whose financial aid applications are complete by college-specific priority deadlines will receive maximum consideration in the distribution of funding resources and according to funding criteria. Colleges shall give special attention to those students with exceptional Financial Need.

A student's financial aid award is subject to adjustment at any point in the academic year due to reasons including, but not limited to: a correction by the college, changes made to FAFSA information, the receipt of financial assistance from outside sources, and/or changes in federal, state, or institutional appropriations.

Financial aid funds shall be used to cover only those courses and related expenses required to complete a student's selected course of study. Previously passed coursework may only be repeated once and be counted as credit in determining a student's enrollment status for financial aid. A second repetition of a previously passed course may not count toward a student's enrollment for financial aid purposes.

### **Disbursement**

Financial aid is disbursed according to payment period, based on a student's enrollment measured in credit hours as defined by the US Department of Education. Each traditional semester, colleges shall take a census for the purpose of determining an official enrollment status used for institutional reporting purposes, and additionally for the purpose of financial aid recalculation in preparation for disbursement. The census/recalculation date is established by the system office. Since applicants are initially awarded on the estimation of full-time enrollment, a student who is enrolled at a less than full-time rate will have their financial aid award adjusted to reflect their official enrollment status. Disbursement amounts shall be finalized after the census date.

Financial aid disbursement is also contingent on a student's active engagement within each registered course as defined by the US Department of Education. Students who are not actively engaged in registered courses shall have their financial aid reduced to reflect the courses in which active engagement was established.

*Adopted December 20, 1999  
Revised April 6, 2017*

### **Distribution of Information and Funding**

Colleges shall maintain a responsibility to educate their students on making sound financial decisions related to paying for college and/or financing college costs. This may be achieved through embedding strategies designed to supply students with available information, which may include loan entrance/exit counseling, financial workshops, presentations, or other available resources.

The availability of federal, state, and institutional financial assistance is critical to student success efforts across our system, as it represents an investment in our students and a progressive economic impact to the State of Connecticut. Some unavoidable delays in the distribution of funding to students may occur due to student requirements toward the administration of certain financial aid programs. Colleges should exercise good judgment and care in order to mitigate any possible delay in distributing funds to students.

Therefore, the Board of Regents urges the financial aid offices within each community colleges to assign a high priority to the prompt verification and awarding of eligible financial aid applicants in order to provide assistance in recruitment efforts on behalf of the colleges and the system. Additionally, financial aid offices shall make every effort, consistent with its other essential responsibilities, to require only the information necessary to provide financial aid awards to students.

*Adopted November 20, 1978*

*Revised April 6, 2017*

### **Financial Aid Code of Conduct**

#### **Purpose Statement**

This Code of Conduct is intended to ensure that the relationships between providers of education loans and other forms of financial aid to students of the Community Colleges within the Connecticut State Colleges and Universities (CSCU) system with whom they deal are free from all conflicts of interest, both actual and perceived. The students of our community colleges or, in appropriate cases their parents, shall be the sole beneficiaries of all forms of financial aid.

#### **I. Definitions**

A. “College” Shall mean any community college within the CSCU system, including the Board of Regents.

B. “Lending Institution” or “Lender” shall mean any entity that itself, or through an affiliate, engages in the business of making or guaranteeing loans to students, parents or others for the purposes of financial higher education expenses. “Lending Institution” or “Lender” shall not include any community college in the CSCU system, the Board of Regents, the State of Connecticut or the Federal Government.

C. “Compensation” shall mean anything of value, including but not limited to, money, credits, loans, discounts, payments, fees, forgiveness of principal or interest, reimbursement of expenses, charitable contributions, stock options, consulting fees, educational grants, vacations, prizes, gifts or other items of value, whether given directly or indirectly.

D. “Trade Association” shall mean any higher education financial aid, lending or banking trade, industry, or professional association that has received compensation with the preceding 12-month period from any Lending Institution or Lender.



E. “Outside Director” shall mean a member of a lender’s board of directors or board of trustees who receives compensation from such lender in connection with his or her service on the board of directors or board of trustees and who receives no other compensation from the lender as an officer, employee, or agent of the lender.

F. “Agent” shall mean an employee or other person acting as a representative of and at the direction of or under the control of a college where such person’s responsibilities relate primarily to the college’s activities involving financial aid or higher education loans.

G. “Affiliated Organization” shall mean an alumni association, booster club, foundation, athletic organization, social organization, academic organization, professional organization, or other organization which is affiliated with a college and which is not a separately existing legal entity.

H. “Opportunity Loan” shall mean a loan to any student who, because of his/her credit history or lack of credit history, does not have access to student loans on reasonable terms.

## **II. Code of Conduct**

### **A. Prohibition of Certain Compensation to College Employees**

1. No college trustee, director, officer, or agent, including any employee who is employed in the financial aid office of a college, or who otherwise has responsibilities with respect to higher education loans or other financial aid at the college, and no spouse or dependent child of any such person (“family member”) shall accept compensation of more than nominal value (not to exceed the gift limitations established in the State Code of Ethics), directly or indirectly, from or on behalf of a lending institution or trade organization. This provision shall not be construed to prohibit any trustee, director, agent, or employee of a college or any of their family members from receiving compensation for the conduct of non-college business with any lending institution or trade organization or from accepting compensation that is offered to the general public, provided receipt of such compensation is permitted by the State Code of Ethics.

2. Notwithstanding the prohibitions set forth in subsection II.A.1 above or any other prohibition of this Code of Conduct, (i) a college may hold a membership in any nonprofit professional organization; and (ii) a college trustee, director, officer, or employee who does not have responsibilities with respect to higher education loans or financial aid may serve as an outside director of a lending institution or trade association and receive compensation at the lending institution’s or trade association’s established compensation rates for outside directors, provided that any college trustee, director, officer, or employee service on the board of the lending institution or trade association is precluded from participating in such board’s discussions or decisions that might affect the interests of the college, and provided further that such college trustee, director, officer or employee complies with the Board of Regents Ethics Statement and receives annual written notice of this Code of Conduct and of the Board of Regents Ethics Statement.

3. Notwithstanding the prohibitions set forth in subsection II.A.1 above, a trustee, director, officer or employee of a lending institution or trade association who does not have responsibilities with respect to higher education loans or financial aid shall not be prevented

from serving on the Board of Regents of CSCU solely by virtue of his or her position with the lending institution or trade association, provided that any such person is precluded from participating in the Board's discussions or decisions that might affect the interests of such lender or trade association.

4. Nothing in this Code of Conduct shall be construed to conflict with the requirements of Connecticut General Statutes §10a-201 et seq., including without limitation §10a-203(a), and §10a-221 et seq.

5. The prohibitions set forth in this subsection II.A shall also include, but not be limited to, a ban on any payment or reimbursement by a lending institution or trade association to a college employee or family member for lodging, meals, or travel to conferences or training seminars unless such payment or reimbursement is related solely to non-college business or is otherwise permitted pursuant to the State Code of Ethics, Connecticut General Statutes §1-84(k). College employees whose duties relate to financial aid may accept food or refreshments provided or paid for by a lender or trade association at a meeting, conference or seminar related to their professional development or training, as permitted under the State Code of Ethics. College employees are not precluded from attending any educational or training program related to financial aid or higher education loans where no registration fee is charged to any attendee because of a lender's or trade association's sponsorship or support of the program, and provided that any registration fee is limited to covering the costs associated solely with the education or training component of the program, if permitted pursuant to the State Code of Ethics.

#### **B. Limitations on Participation on Lender Advisory Boards**

No college trustee, director, officer, agent or employee, or any of their family members shall serve on an advisory board unless such service is unrelated in any way to financial aid or higher education loans. Lenders can obtain advice and opinions of financial aid officials on financial aid products and service through trade associations, industry surveys or other mechanisms that do not require service on lender advisory boards.

#### **C. Prohibition of Certain Compensation to a College**

1. No college or any of its affiliated organizations may accept any compensation from any lending institution or trade association related to the lending institution's or trade association's financial aid or education loan activity. This prohibition shall include, but not be limited to: (i) revenue sharing by a lending institution or trade association with a college or affiliated organization; (ii) the receipt by a college or affiliated organization from any lending institution or trade association of any equipment or supplies, including, without limitation, computer hardware or software, for which the college or affiliated organization pays below-market prices; and (iii) printing costs or services provided that a college or affiliated organization shall not be prohibited from accepting a lender's or trade association's own standard printed brochures or informational material that does not contain the college logo or otherwise identify the college.

2. Notwithstanding anything else in this subsection II.C, a college may accept assistance comparable to the kinds of assistance provided by the Secretary of the US Department of Education to schools under or in furtherance of the Federal Direct Loan Program.

3. Nothing in this subsection shall prohibit a college or affiliated organization from accepting endowment gifts, capital contributions, scholarship funding, or other financial support from a lender or trade association, so long as the college gives no competitive advantage or preferential treatment to the lender or trade association related to its education loan activity in exchange for such support.

**D. Preferred Lender Lists**

In the event that a college promulgates a list of preferred or recommended lenders or similar ranking or designation (“preferred lender list”), then:

1. Every brochure, web page or other document that sets forth a preferred lender list must clearly disclose, textually or by clearly designated hyperlink, the process by which the college selected lenders for said preferred lender list, including but not limited to the criteria used in compiling said list and the relative importance of those criteria; and
2. Every brochure, web page or other document that sets forth a preferred lender list or identifies any lender as being on said preferred lender list shall state in the same font and same manner as the predominant text on the document that students and their parents have the right and ability to select the education loan provider of their choice, are not required to use any of the lenders on said preferred lender list, and will suffer no penalty from the college for choosing a lender that is not on said preferred lender list;
3. A college’s selection of preferred lenders and decision as to where or how prominently on the list the lending institution’s name appears shall be based solely on the best interests of the student and parent borrowers, utilizing stated criteria that are limited to benefits provided to borrowers (such as competitive interest rates and repayment terms, quality of loan servicing, and whether loans will be sold) and the ability to work efficiently and effectively with the college to process loans, without regard to the pecuniary interest of the college or to any benefits provided by lending institutions to the college or any of the college’s trustees, officers, directors, agents or employees or their family members or to its affiliated organizations. A college’s selection of any preferred lender shall be limited to the types of loans for which that lender has been selected, based on the benefits to the borrower for those types of loans, and the college’s preferred lender list shall indicate the types of loans for which each lender has been selected as a preferred lender. Nothing in this provision is intended to restrict a college’s ability to exercise its discretion in making its own, final judgment about which lenders best meet the college’s criteria and the needs of its student and parent borrowers.
4. Colleges shall review their preferred lender lists at least annually;
5. Colleges shall require that all preferred lenders commit, in writing to disclose to the borrower, at the time a loan is issued: (i) whether the loan may be sold to another lender; (ii) that the loan terms and benefits will not change if the loan is sold to another lender; and (iii) that the loan benefits may change if the borrower chooses to consolidate his or her loans.
6. Colleges shall ensure that any preferred lender list that they publish to students contains no fewer than three (3) lending institutions.

**E. Prohibition of Lenders' Staffing of a College Financial Aid Office**

1. No employee or other agent of a lending institution may staff a college financial aid office at any time. Colleges shall ensure that no employee or other representative of a lending institution is ever identified to students or prospective students of the college or their parents as an employee or agent of the college. The foregoing prohibitions notwithstanding, if a college believes that it would benefit students, the college may allow representatives of lenders to conduct informational sessions, such as exit interviews and presentations on loan payment and loan consolidation options, so long as: (i) student attendance is voluntary; (ii) a college representative explains that other lenders may provide similar services; (iii) the affiliation of the lender representative is disclosed at the start of the presentation; (iv) the lender representative does not promote the products or services of any lender; and (v) the college takes reasonable steps to ensure compliance with the requirements of this paragraph.

2. In the event that a college permits a lender to conduct information sessions or exit interviews as set forth in subsection II.E.1 above, the college must retain control of any such session or interview conducted by the lender. Control of an in-person information session or exit interview conducted by a lender may be evidenced by: (i) a college employee attending such interview or presentation; or (ii) the college recording or videotaping the session or interview. Control of an information session or exit interview conducted electronically, via the Internet, may be evidenced by the college creating or approving in advance the content of such a session or interview.

**F. Proper Execution of Master Promissory Notes**

Colleges shall not link or otherwise direct potential borrowers to any electronic master promissory note or other loan agreement unless the master promissory note or agreement allows borrowers to enter the lender code or name for any lender offering the relevant loan, or unless the college's link to the electronic master promissory note or agreement informs borrowers of alternative means of entering into a master promissory note or agreement with any lender of the borrower's choice. Any information that a college provides to borrowers about completing a master promissory note or agreement with a preferred lender must provide the information required in subsections II.D.1 and II.D.2 above.

**G. Requirements for Opportunity Loans**

Colleges may enter into arrangements with lender to provide opportunity loans to students whose credit rating would otherwise preclude them from obtaining loans with reasonable rates and terms. Such arrangements may be made with a preferred lender after a college has selected preferred lenders in accordance with the provisions in subsection II.D above. Colleges shall not request, accept, solicit or consider a lending institution's offer to provide opportunity loans in exchange for a college's providing concessions, benefits or promises to the lender.

**H. Revolving Door Prohibition**

1. In the event a college hires an employee who will be employed in the financial aid office of the college or who otherwise will have responsibilities with respect to higher education loans or other financial aid and such employee was employed by a lender during the 12-month period prior to the date of hire by the college, such employee shall be prohibited from having

any dealings or interactions with such lender on behalf of the college for a period of twelve (12) months from the date of such employee's employment with the lender was terminated.

2. In the event a lender hires an employee who was employed by a college during the 12-month period prior to the date of such employee's hire by the lender, the college shall be prohibited from having any dealings or interactions with such employee for a period of twelve (12) months from the date such employee's employment with the college was terminated.

#### **I. Miscellaneous Provisions**

All provisions of this Code of Conduct should be read in conjunction with the Board of Regents Ethics Statement and with the Code of Ethics for Public Officials, CGS section 1-79 et seq. and with any amendments thereto.

*Adopted September 15, 2008  
Revised April 6, 2017*

#### **AUDIT COMMITTEE**

No report or action items for Board consideration

#### **HUMAN RESOURCES AND ADMINISTRATION COMMITTEE**

No report or action items for Board consideration.

#### **EXECUTIVE COMMITTEE**

No report or action items for Board consideration.

#### **ADJOURNMENT**

**On a motion by Chairman Fleury, seconded by Regent Balducci, the meeting adjourned at 12:05 pm.**

Submitted,

Erin A. Fitzgerald, Associate Director, Office of Board Affairs  
Secretary of the CT Board of Regents for Higher Education

**CT BOARD OF REGENTS FOR HIGHER EDUCATION**  
**APRIL 6, 2017 REGULAR MEETING**  
**Eastern Connecticut State University, Willimantic, CT**

# **Attachments to Minutes and/or Meeting Handouts/ Presentations**

Posted online at <http://www.ct.edu/regents/minutes>

- A. Students First**
- B. FY 2018 and FY 2019 Tuition and Fees**
- C. College of Technology Community College Certificate through B.S. Degree at  
CCSU Pathway Crosswalk**
- D. BOR Faculty Awards - C SCU**

**CT BOARD OF REGENTS FOR HIGHER EDUCATION**

**RESOLUTION**


concerning

**STUDENTS FIRST**

April 6, 2017

**RESOLVED:** that the Board of Regents for Higher Education approves CSCU President Mark E. Ojakian's recommended strategies and their associated savings targets\* as presented on this date; and, further, directs President Ojakian to prepare a plan and timeline for implementation to commence July 1, 2017.

A True Copy:

A handwritten signature in dark ink, appearing to read "Erin A. Fitzgerald", is written over a horizontal line.

Erin A. Fitzgerald, Secretary of the  
CT Board of Regents for Higher Education

\*Attachment A hereto includes:

Students First Guiding Principles

Administrative Consolidation System Wide

Organizational Consolidation- Community Colleges

## STUDENTS FIRST PROPOSAL

### Guiding Principles

- Ensure students are at the center of all decisions.
- Prioritize teaching, learning, and high-quality academic programming.
- Preserve and enhance student support services.
- Safeguard educational access, affordability and transferability.
- Be conscientious stewards of the students' and state's investments in our institutions.
- Ensure campuses are positioned to build partnerships with the state's businesses and other enterprises to prepare a highly skilled and well-educated workforce.

### Administrative Consolidation – System wide

**Objective:** A single administrative infrastructure to eliminate redundant functions system wide and provide shared services to all universities and colleges.

- Consolidate “back office” functions such as purchasing, human resources, information technology, and facilities for the universities, colleges and system office.
- Reduce number of non-student facing personnel.
- Leverage subject matter expertise across system.
- **Savings target approximately \$13M of total administrative costs (4% cut).**

#### Considerations

- Requires 1-2 years for implementation and realization of target savings; some implementation costs will be incurred.

### Organizational Consolidation – Community Colleges

**Objective:** One centrally managed college with campuses statewide.

- Phased in consolidation of leadership and management.
- Retains unique mission of colleges and local community connections.
- **Savings target approximately \$28M (20% cut).**

#### Considerations

- Requires 1-2 years for implementation and realization of target savings; some implementation costs will be incurred.
- Similar initiatives across the country.



# Students First

**April 3, 2017**



**CSCU**

CONNECTICUT STATE  
COLLEGES & UNIVERSITIES

# Connecticut State Colleges & Universities System

A “system” is a purposeful organization of interrelated and interdependent entities which are dedicated to a common goal.

Our common goal is to provide students with a high quality post-secondary education that enables them to achieve their life and career goals.

We must challenge ourselves to use our strengths and collective talent to enhance student success and educational experiences.

# Financial Considerations – Structural Deficit

- Structural Deficit is result of operational costs outpacing revenue
- 89% of revenue comes from State Appropriations and Tuition/Fees; 96% of students are residents paying in-state tuition rates
- Continued decline in State Appropriations; 12.4% since 2015;
- At least \$35M decrease for FY 2018; higher without \$700M in state savings (SEBAC)
- Deficit estimated to increase each year beyond 2018; result of increases in salaries/wages and fringe benefits
- Continued decline in enrollment with some exceptions
- 80% of CSCU costs are employees; 95% of FT employees under negotiated contracts

# Financial Considerations - Summary

- Current fiscal status is unsustainable
- No sustainable cost-savings can be achieved without reductions in staff
- Hiring freezes and cost cutting have been temporary solutions with limited impact
- Tuition increases cannot cover deficit without compromising affordability and student supports
- Expedient solution is needed

# Guiding Principles

- Ensure students are at the center of all decisions
- Prioritize teaching, learning, and high-quality academic programming
- Preserve and enhance student support services
- Safeguard educational access and affordability
- Be conscientious stewards of the students' and state's investments in our institutions

# Recommended Strategies

# Administrative Consolidation - System Wide

Objective: A single administrative infrastructure to eliminate redundant functions system wide and provide shared services to all universities and colleges

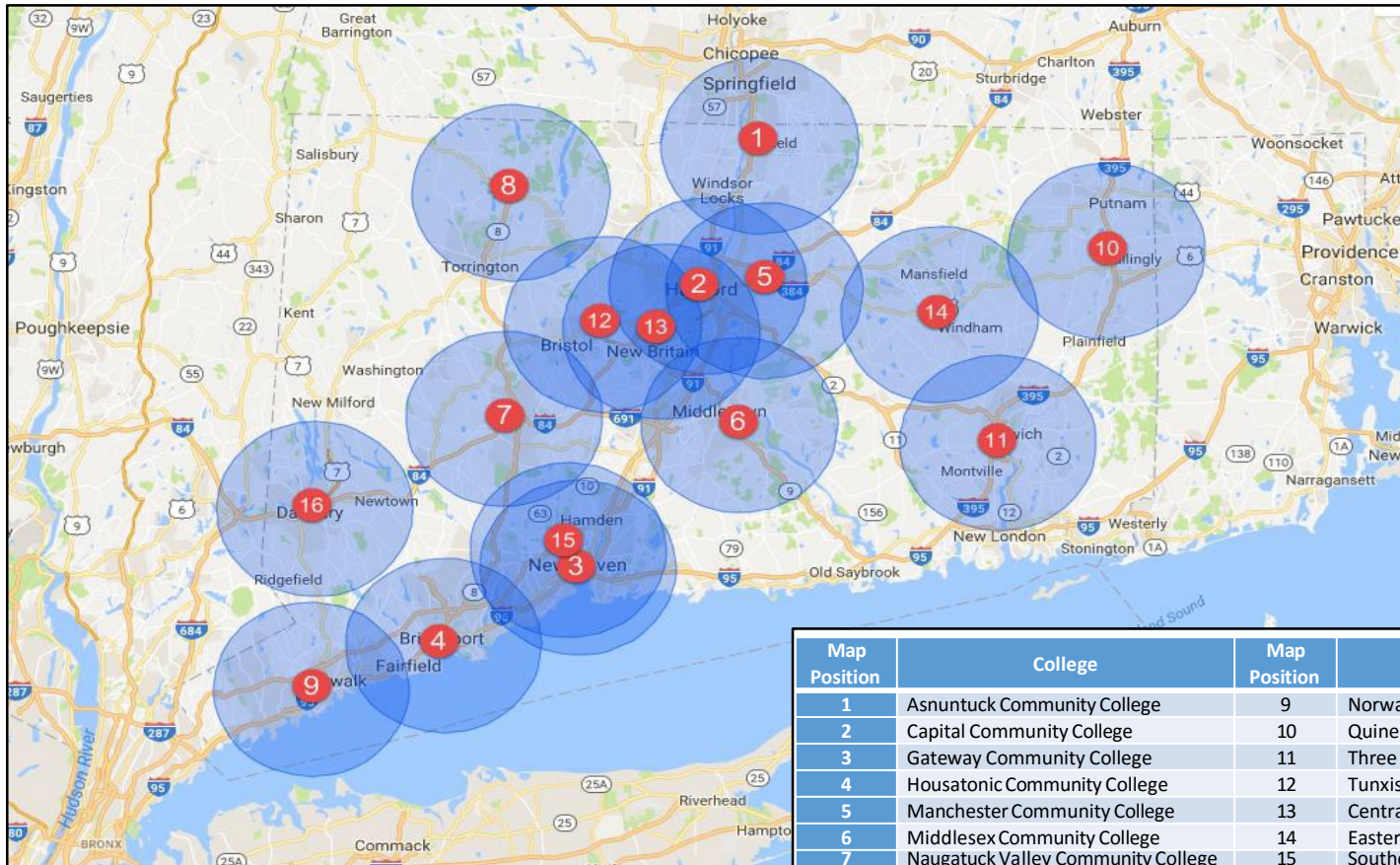
- Consolidate “back office” functions such as purchasing, human resources, information technology, and facilities for the universities, colleges and system office
- Reduce number of non-student facing personnel
- Leverage subject matter expertise across system
- **Savings target approximately \$13M of total administrative costs (4% cut)**

O

## Considerations

- ✓ Requires 1-2 years for implementation and realization of target savings; some implementation costs will be incurred

# Proximity of CSCU Campuses



Map Position	College	Map Position	College
1	Asnuntuck Community College	9	Norwalk Community College
2	Capital Community College	10	Quinebaug Valley Community College
3	Gateway Community College	11	Three Rivers Community College
4	Housatonic Community College	12	Tunxis Community College
5	Manchester Community College	13	Central Connecticut State University
6	Middlesex Community College	14	Eastern Connecticut State University
7	Naugatuck Valley Community College	15	Southern Connecticut State University
8	Northwestern CT Community College	16	Western Connecticut State University



# Organizational Consolidation- Community Colleges

Objective: One centrally managed college with campuses statewide

- Phased in consolidation of leadership and management
- Retains unique mission of colleges and local community connections
- **Savings target approximately \$28M (20% cut)**

## Considerations

- ✓ Requires 1-2 years for implementation and realization of target savings; some implementation costs will be incurred
- ✓ Similar initiatives across the country

# Other Efforts Underway

- Restructure satellites to provide affordable solution and maintain access to higher education for students
- Leverage core competencies of Charter Oak State College to serve all colleges and universities
- Leverage Connecticut Distance Learning Consortium (CTDLC) to enhance enrollment and student support services
- Promote regional partnerships between universities and colleges to enhance academic programming and foster student success

# Next Steps – Upon Board Endorsement

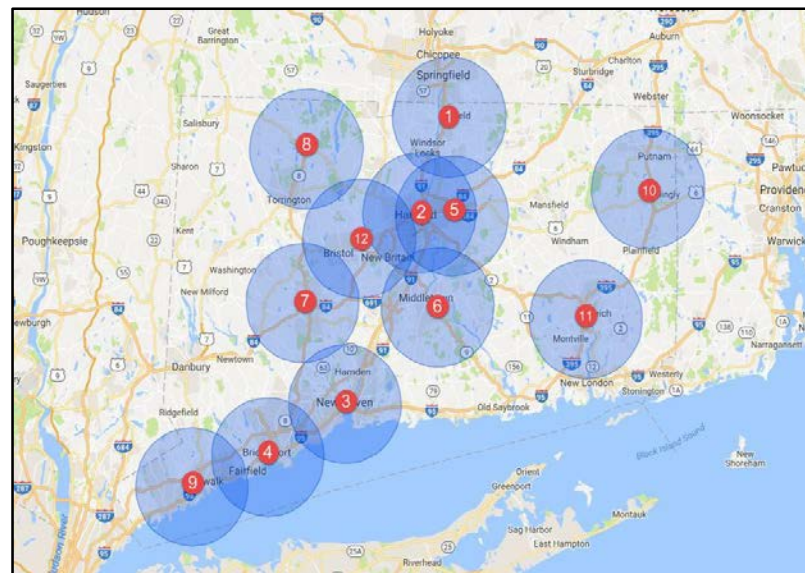
- Planning begins immediately
- Establish Implementation Teams engaging wide range of constituents
- Campus visits to share message and hear ideas

# Appendix – Other Options Considered But Not Recommended

# Closing of Community College(s)

- Identify locations with proximity to other institutions that could absorb student population
- Target savings of approximately \$25M per location

Map Position	College	Map Position	College
1	Asnuntuck Community College	7	Naugatuck Valley Community College
2	Capital Community College	8	Northwestern CT Community College
3	Gateway Community College	9	Norwalk Community College
4	Housatonic Community College	10	Quinebaug Valley Community College
5	Manchester Community College	11	Three Rivers Community College
6	Middlesex Community College	12	Tunxis Community College



## Considerations

- ✓ Requires 1 year for implementation
- ✓ Student access must be preserved
- ✓ Distributes students and resources to other campuses

***Option Considered But Not Recommended***

# Organizational Consolidation - Universities

- Phased in consolidation of leadership and management
- Savings target approximately \$48M
- Retains unique mission of universities

## Considerations

- ✓ Requires 4 years for implementation
- ✓ Overhaul of technology required

***Option Considered But Not Recommended***

# Regional Consolidation – Universities and Colleges

- Universities provide shared services for community colleges in their region; universities are hubs and colleges function as branch campuses
- Keep all geographic locations
- Eliminates redundant functions
- Savings target approximately \$28M

## Considerations

- ✓ Requires legislative action and phased approach
- ✓ Follows student enrollment trends
- ✓ Challenge of blending different institutional missions
- ✓ Opportunity to promote regional partnerships rather than structural change

***Option Considered But Not Recommended***

**CT BOARD OF REGENTS FOR HIGHER EDUCATION**

**RESOLUTION**

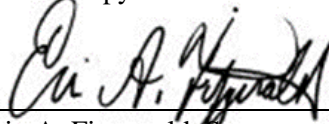
concerning

**FY2018 AND FY2019 TUITION AND FEES**

April 6, 2017

- WHEREAS, The Board of Regents for the Connecticut State Colleges & Universities (CSCU) under its statutory authority - CGS 10a-99 - reviews and establishes tuition and fees annually for such purposes as the Board of Regents deems necessary, and
- WHEREAS, CSCU expects its General Fund appropriation to be impacted by the continuing weakness in the State economy, and
- WHEREAS, CSCU is evaluating numerous options and strategies designed to mitigate the impact of General Appropriations, and
- WHEREAS, Tuition and fees are an important element in financing CSCU's educational activities, and
- WHEREAS, In spite of this uncertainty, it is important that CSCU maintain the accessibility and affordability of its colleges and universities to the greatest extent possible, and
- WHEREAS, The proposals for tuition and fees for the next two fiscal years as presented were developed through a process which involved discussions among stakeholders, therefore be it
- RESOLVED, That the FY2018 rates reflected on the attached report and schedules are effective at each college and university as appropriate, and be it further
- RESOLVED, That the FY2019 rates (excluding certain Tier II fees, housing and food charges) reflected on the attached report and schedules are effective at each college and university as appropriate, and be it further
- RESOLVED, That the certain Tier II fees, housing and food charges for the academic year FY2019 will be reevaluated and brought to the Board of Regents approval prior to the commencement of the FY19 academic year, and be it further
- RESOLVED That said rates may be reconsidered by the Board of Regents for Higher Education should circumstances warrant.

A True Copy:



Erin A. Fitzgerald Secretary of the  
CT Board of Regents for Higher Education



## ITEM

**Fiscal Year 2018 and Fiscal Year 2019 Connecticut State Colleges and Universities Tuition and Fees****BACKGROUND**

The Board of Regents, under its statutory authority - CGS 10a-99 and Public Act 11-48, reviews and establishes tuition and fees annually for the Connecticut State Colleges and Universities for such purposes as the Board of Regents deems necessary.

Recommendations are developed through a process which involves discussions among leadership and Connecticut State Colleges & Universities (CSCU) management. Discussions generally focus upon programmatic needs and academic priorities, enrollment, the cost to students, the economy, anticipated state appropriations, and other factors. Tuition and fees are approved for each of the constituent units of the state: Connecticut State Universities (CSU), Connecticut Community Colleges (CCC) and Charter Oak State College (COSC).

**EXECUTIVE SUMMARY**

- Request for basic tuition and fee approval for a two-year period.
- Increase basic tuition and fees by the following rates:

	<b>Proposed</b>	
	<b>FY18</b>	<b>FY19</b>
<b>Connecticut State Universities</b>	4.0%	4.0%
<b>Connecticut Community Colleges</b>	2.5%	2.5%
<b>Charter Oak State College</b>	4.0%	4.0%

This represents 1.0% point reduction from tuition increases approved in FY2017 for CSU and CCC, and a flat rate of increase for COSC.

- Basic tuition and fee approval requested for a two-year period, however minor adjustments to Tier II fees and housing and food rates are expected to be brought to the Committee in FY2019 for approval.
- Change some programmatic fees at the Connecticut Community Colleges to better reflect the operational costs of programs.
- Unbanding of tuition at the Connecticut Community Colleges brought back to the Committee as a subject for discussion in FY2019.
- Hold out-of-state tuition flat at the Connecticut State Universities.

- Transportation fee for all undergraduate students to provide unlimited access to CT public transportation including commuter rail and all express and local buses, excluding Eastern CSU, Quinebaug Valley CC and Northwestern CC for FY2018 (and possibly FY2019).
- Extend Asnuntuck CC's reduced out-of-state tuition pilot program to other CCCs close to adjacent states.

### ANALYSIS – Budget

The discussion among legislators and the Governor's Office concerning the FY2018/2019 biennium budget is still underway at this writing. After evaluation of the potential impact to CSCU, management has determined that this biennium reduction in funding, following previous years of reduced funding, will require a different solution to balance the budget than engaged in the past.

The following table illustrates the Governor's proposed budget and the funding trend over the past three years:

<u>Account</u>	<b>FY15</b>	<b>FY16</b>	<b>FY17 Budget</b>	<b>FY18 Proposed</b>
Workers' Comp Claims		3,813,269	3,464,524	3,322,501
Charter Oak State College	2,532,166	2,689,733	2,375,843	
Comm Tech College System	155,307,976	161,936,815	158,217,634	
Connecticut State University	152,665,084	162,485,488	149,031,533	
Board of Regents	630,336	524,777	432,998	
Tuition Support	24,200,000	10,000,000	-	
Developmental Education	10,800,000	8,602,092	9,185,741	
Go Back to Get Ahead	4,850,000			
Early College	1,000,000			
Outcomes Based Funding			1,613,037	
Operating Expenses				306,701,238
<b>Total</b>	<b>351,985,562</b>	<b>350,052,174</b>	<b>324,321,311</b>	<b>310,023,739</b>
Delta		(1,933,388)	(25,730,863)	(14,297,572)
Percentage		-0.5%	-7.4%	-4.4%
Three Year Cum				-12.3%

The above illustrates a \$42M reduction in-state appropriations over three years. Including the impact of fringe benefits, the FY2018 proposed budget is a reduction from FY2017 of approximately \$25M.

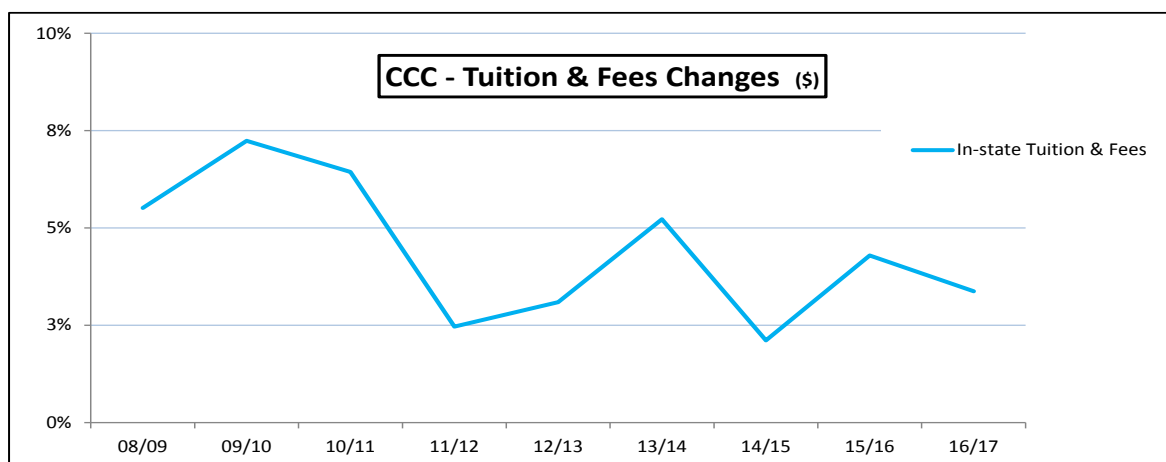
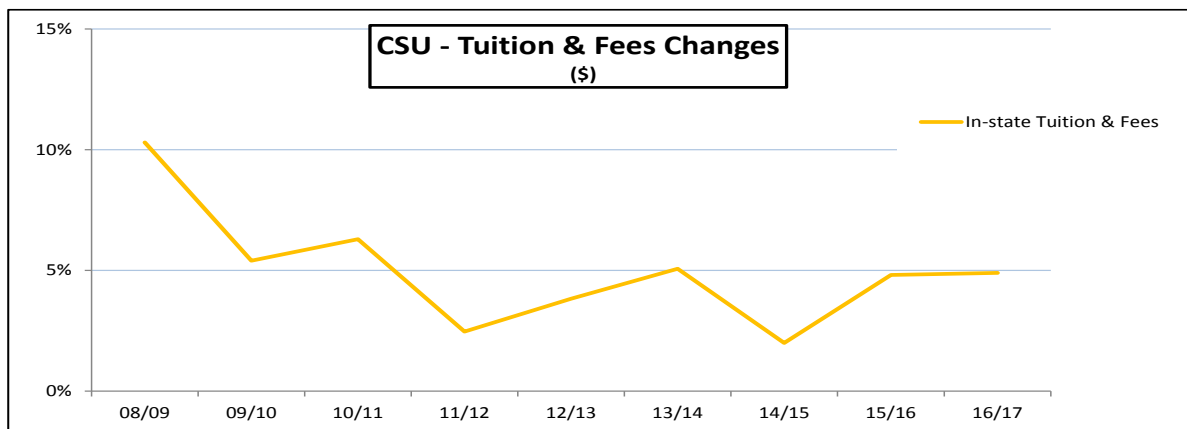
Further, the State Budget requires \$700M of concessions in order to balance. If a labor benefit agreement is not realized, the budget would be further reduced. We could be faced with a reduction in appropriation of \$31.8M in addition to the \$14.2M shown above.

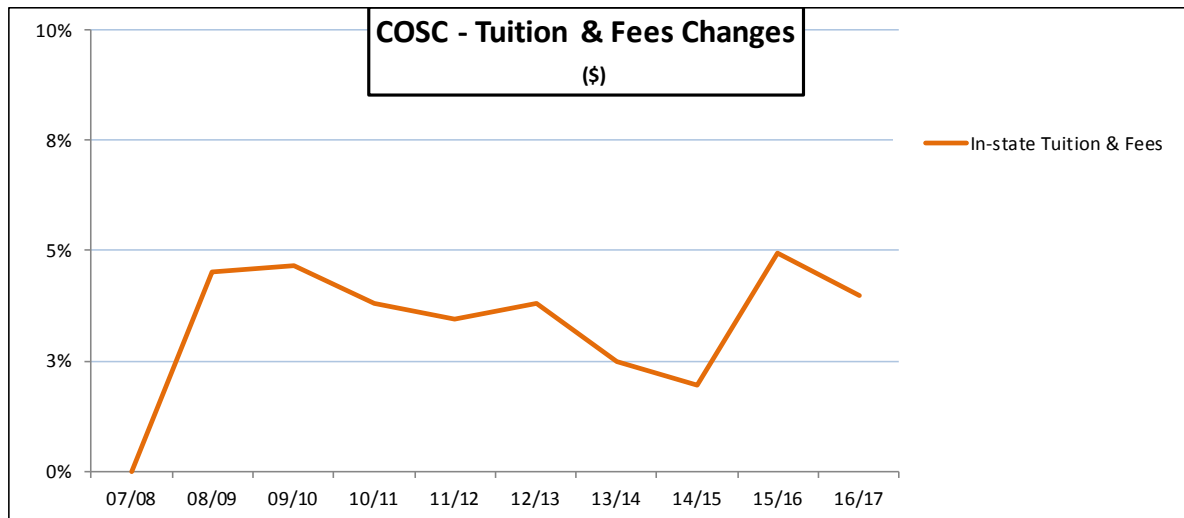
In addition to reduced state funding, we will be faced with increased fringe benefit costs (the Office of the State Comptroller advises a 9% increase in rates for FY2018 budgeting purposes, which is significantly higher than the 4% average we generally assumed for the biennium budget). We also must presume continued enrollment declines consistent with the reduction in the numbers of high school graduates projected for the state and the region. We calculate an overall budget gap of \$35M in FY2018, and growing beginning in FY2019, when we assume wage increases will be initiated.

Despite the fiscal constraints, we continue to be committed to hold access and affordability paramount when considering tuition and fee increases in this request.

### ANALYSIS – Basic Tuition and Fees

Historically, tuition and fees have been the last element of balancing our budgets. With erratic state funding and increasing costs, this has led to an equally erratic tuition and fee policy, as illustrated below for the Connecticut Community Colleges (CCC) and Connecticut State Universities (CSU):





Such variation makes it difficult for our students and their families to plan for the cost of education.

We are therefore requesting that tuition and fees be established as a first, not a last, factor in terms of budget considerations. Further, we request that the Committee consider a two-year commitment for tuition and fee increases in order to provide more stability and transparency to our students and their families.

The tables attached provide details of the proposed tuition and fee increases for FY2018. In this request, we are also asking for approval for the FY2019 tuition and fee increases, at the same basic rate. The following table shows the actual increases for the past two years compared to the proposal for FY2018 and FY2019:

	Actual				Proposed			
	FY16		FY17		FY18		FY19	
	% Increase	Tuition & Fees	% Increase	Tuition & Fees	% Increase	Tuition & Fees	% Increase	Tuition & Fees
<b>Connecticut State Universities</b>	4.8%	9,609	5.0%	10,079	4.0%	10,482	4.0%	10,901
<b>Connecticut Community Colleges</b>	4.8%	4,032	3.5%	4,168	2.5%	4,276	2.5%	4,384
<b>Charter Oak State College</b>	4.8%	7,307	4.0%	7,611	4.0%	7,915	4.0%	8,234

**Estimated tuition and mandatory fees for a full-time undergraduate (based on 12 credits where applicable)**

This represents 1.0% point reduction from tuition increases approved in FY2017 for CSU and CCC, and a flat rate of increase for COSC. We believe that this is consistent with our “students first” philosophy, and this rate would apply to the vast majority of our students.

We have elected to keep tuition at CSCU at affordable levels and believe we provide great value at a relatively low cost. Our request for FY2018 and FY2019 increases philosophically chooses to limit tuition and fee increases to the greatest degree possible.

**ANALYSIS – Programmatic Fee Changes, Market Adjustments and Other Changes**

In addition to the basic tuition and fee increases, all institutions have certain programmatic fees, housing and food, and Tier II Fees, which are related to other activities.

**Connecticut State Universities (CSUs)**

- The CSUs have a number of minor changes proposed to Tier II fees. Tier II fees are generally not assessed the same overall increase as tuition and fees, and therefore are evaluated individually. These fees cover non-instructional costs incurred by the university.

The changes are reflected in Attachment A: “CSU Tier II Fees” and are in nature underlying cost increases, new programs, or, in some cases, are consistent treatment of fees among the four universities.

- Housing and food adjustments are based on the cost of each and increases in fees are intended only to cover the increases in relative costs. We will re-evaluate these costs and fees in FY2019.

**Connecticut Community Colleges (CCCs)**

- **Unbanding tuition** – this was introduced to the Finance Committee in October 2016 and management has since then gathered input from many stakeholders. Currently, approximately 17% of CCC students take 13 or more credits per semester. We estimate that revenues (net of 15% financial aid set-aside) would increase by \$4.5 - \$5.0M if we charged for all units taken.

There were some concerns expressed that it could deter students from taking 15 units, which is required in order to complete in two years. There were other opinions expressed suggesting that it is unfair to those students taking 12 or fewer units to effectively subsidize those that take over 12. In that case, the cost per unit taken is more expensive for many students who are taking 12 or fewer units, because they have jobs, children, or other life events preventing them from taking 15 units.

Management would like to continue to evaluate the pros and cons and potentially bring this matter back to the Committee for consideration in FY2019.

- **Programmatic fees** – the system has been working on a methodology to identify cost per program for purposes of fee assessment, best practice evaluation, and other considerations. This is a manual, labor-intensive process and we have committed to completing the analysis and make recommendations accordingly, before FY2019 academic year.

As an interim measure for FY2018, and possibly to continue in FY2019 pending this analysis, we are recommending the following changes to the program fees currently assessed by the CCCs:

	<u>FY15</u>	<u>FY16</u>	<u>FY17</u>	<u>FY18 Proposed</u>	<u>Frequency</u>
Laboratory Course Fee	84	88	91	-	per course
Studio Course Fee	90	94	97	-	per course
Clinical Program Fee Level 1*	287	301	312	475	per semester
Clinical Program Fee Level 2*	205	215	223	350	per semester
Advanced Manufacturing Fee*	-	-	-	475	per semester
Supplemental Course Fee Level 1 **	-	-	-	100	per course
Supplemental Course Fee Level 2 **	-	-	-	200	per course
Supplemental Course Fee Level 3 **	-	-	-	300	per course
Material Fee***	-	-	-	50	per course

\* Per semester; not assess Material or Usage Fees

\*\* Per course; level determined by additional contact hours

\*\*\* Per course, where applicable

This will allow CCC to preserve the low increase in basic tuition and fees while charging more for courses that: (1) are at a high cost to the system (e.g., instruction and facilities costs); (2) provide more content than a typical three-credit course (e.g., extra contact hours); or, (3) have considerable material requirements. We expect this will generate approximately \$5.8M in additional revenue in FY2018.

This will better match fees with the value received by the student. These fees will be programmed into the related courses/programs and clearly identified in the course catalog.

Although increasing fees is never a desired outcome, we believe that charging a student for what they are receiving allows us to hold down the general increases which would burden all students.

### **Charter Oak State College (COSC)**

COSC has recognized fiscal challenges following the winding down of the system's Go Back to Get Ahead program, which was started in FY2015. The cost structure for COSC is semi-variable: Faculty is paid by the number of students they support. As such, COSC is operating at the lowest cost possible in order to meet its mission. The college conducted a market assessment and found that the per-unit cost currently charged has elasticity. However, a market increase at this time would create a substantial percentage increase to COSC students. Instead, we are holding the percentage increase for FY2018 and FY2019 constant with the FY2017 increase of 4%.

### **Transportation Fee**

CSCU continues to hear from students about the challenges of getting to and from school thereby limiting their access to our institutions. As a system, we are also actively trying to reduce our carbon footprint in our state. To address this, we are proposing a \$20 per semester fee for students that will allow them to unlimited access to CT commuter rail and all buses across the state. This will provide our students a way to get to work, class, and back and forth at a deeply discounted rate. Each student will be assessed \$20 per semester to pay for the program. In the first year of application, FY2018, students from Eastern CSU, Quinebaug Valley CC, Northwestern CC, and Naugatuck Valley will have the fee waived, since the transit systems in those regions are not robust enough at this time to support our students, or in the case of Naugatuck Valley, they have an existing arrangement for student transportation already in place. The systems will be re-evaluated in FY2019 again; if there has been no progress, fees will again be waived.

### **ANALYSIS – Out-of-state Tuition**

The pilot program initiated in FY2017 at Asnuntuck CC has proven to be highly successful and has significantly increased enrollment from across the border:

- Massachusetts FTE enrollment in Fall 2016 increased by 34%, as compared to Fall 2015
- Massachusetts FTE enrollment in Spring 2017 increased by 52%, as compared to Spring 2016

We are asking the Committee to approve extending the waiver of out-of-state rates, and therefore assess in-state tuition and fee rates, to the remaining colleges near to bordering states: Quinebaug Valley, Three Rivers, Norwalk, Northwestern, Housatonic, and Naugatuck Valley (Danbury Campus). States included are Massachusetts, Rhode Island, and New York. We anticipate that this will encourage students who are in general commuters, to cross the state borders to attend these colleges, as demonstrated by the Asnuntuck pilot program.

The pilot at Western CSU will begin in FY2018, so it is too soon to assess the impact. Should this program prove to be successful, we will return to the Board with a request to expand the program to the other universities.

However, we are requesting that the fee schedules for FY2018 and FY2019 hold flat out-of-state rates at the CSUs. The current rates are too high to incentivize students from out-of-state to attend our schools, and we have capacity available to accommodate more students. Incentivizing out-of-state students to attend the CSUs helps to defray overhead costs, and brings additional diversity to our institutions. Holding rates flat will still render the out-of-state rates very high, but we are not asking for a reduction of those rates at this time.

**RECOMMENDATION**

To seek Board approval of the attached tuition and fee recommendations covering the two fiscal years FY2018 and FY2019, as further described in this staff report, comprising the Connecticut State Universities, Connecticut Community Colleges, and Charter Oak State College.



**CONNECTICUT STATE UNIVERSITIES****SYSTEMWIDE AVERAGE****FY2016-17 Actual Rates, FY2017-18 & FY2018-19 Proposed Rates - Academic Year**

	Undergraduate In-State							Undergraduate Out-of-State							Undergraduate NE Regional						
	Proposed			FY8 vs FY17		FY19 vs FY18		Proposed			FY8 vs FY17		FY19 vs FY18		Proposed			FY8 vs FY17		FY19 vs FY18	
	FY 2016-17	FY 2017-18	FY 2018-19	\$	%	\$	%	FY 2016-17	FY 2017-18	FY 2018-19	\$	%	\$	%	FY 2016-17	FY 2017-18	FY 2018-19	\$	%	\$	%
Tuition	5,216	5,424	5,642	208	4.0%	218	4.0%	16,882	16,882	16,882	0	0.0%	0	0.0%	7,824	7,824	7,824	0	0.0%	0	0.0%
University General Fee	3,820	3,988	4,155	168	4.4%	167	4.2%	3,820	3,988	4,155	168	4.4%	167	4.2%	3,820	3,988	4,155	168	4.4%	167	4.2%
University Fee	865	891	918	26	3.0%	27	3.0%	2,060	2,122	2,186	62	3.0%	64	3.0%	865	891	918	26	3.0%	27	3.0%
Student Activity Fee	165	180	180	15	9.1%	0	0.0%	165	180	180	15	9.1%	0	0.0%	165	180	180	15	9.1%	0	0.0%
Media Fee	13	13	13	0	0.0%	0	0.0%	13	13	13	0	0.0%	0	0.0%	13	13	13	0	0.0%	0	0.0%
Subtotal	10,079	10,496	10,908	417	4.1%	412	3.9%	22,940	23,185	23,416	245	1.1%	231	1.0%	12,687	12,896	13,090	209	1.6%	194	1.5%
Transportation Fee (\$20 per semester)		30	30	30	N/A	0	0.0%	0	30	30	30	N/A	0	0.0%	0	30	30	30	N/A	0	0.0%
Total - Commuting Student	10,079	10,526	10,938	447	4.4%	412	3.9%	22,940	23,215	23,446	275	1.2%	231	1.0%	12,687	12,926	13,120	239	1.9%	194	1.5%
Housing (Double)	6,837	7,074	7,320	237	3.5%	246	3.5%	6,837	7,074	7,320	237	3.5%	246	3.5%	6,837	7,074	7,320	237	3.5%	246	3.5%
Food Service	5,126	5,362	5,582	236	4.6%	220	4.1%	5,126	5,362	5,582	236	4.6%	220	4.1%	5,126	5,362	5,582	236	4.6%	220	4.1%
Residence Hall Social Fee	45	45	45	0	0.0%	0	0.0%	45	45	45	0	0.0%	0	0.0%	45	45	45	0	0.0%	0	0.0%
Total Tuition and Fees	22,087	23,007	23,885	920	4.2%	878	3.8%	34,948	35,696	36,393	748	2.1%	697	2.0%	24,695	25,407	26,067	712	2.9%	660	2.6%
Tuition Part Time (Per Credit Hour)	218	227	236	9	4.1%	9	4.0%	223	227	236	4	1.8%	9	4.0%	223	227	236	4	1.8%	9	4.0%
General University Fee (Per Credit Hour)	273	284	295	11	4.0%	11	3.9%	277	284	295	7	2.5%	11	3.9%	277	284	295	7	2.5%	11	3.9%
Extension Fee (Per Credit Hour)	491	510	530	19	3.9%	20	3.9%	500	510	530	10	2.0%	20	3.9%	500	510	530	10	2.0%	20	3.9%
Registration Fee (Per Semester)	53	53	53	0	0.0%	0	0.0%	53	53	53	0	0.0%	0	0.0%	53	53	53	0	0.0%	0	0.0%
Transportation Fee (\$20 per semester)		15	15	15	N/A	0	0.0%	0	15	15	15	N/A	0	0.0%	0	15	15	15	N/A	0	0.0%
Student Activity Fee	3	3	3	0	0.0%	0	0.0%	3	3	3	0	0.0%	0	0.0%	3	3	3	0	0.0%	0	0.0%

	Graduate In-State							Graduate Out-of-State							Graduate NE Regional						
	Proposed			FY8 vs FY17		FY19 vs FY18		Proposed			FY8 vs FY17		FY19 vs FY18		Proposed			FY8 vs FY17		FY19 vs FY18	
	FY 2016-17	FY 2017-18	FY 2018-19	\$	%	\$	%	FY 2016-17	FY 2017-18	FY 2018-19	\$	%	\$	%	FY 2016-17	FY 2017-18	FY 2018-19	\$	%	\$	%
Tuition	6,497	6,757	7,027	260	4.0%	270	4.0%	18,102	18,102	18,102	0	0.0%	0	0.0%	9,748	9,750	9,750	2	0.0%	0	0.0%
University General Fee	3,820	3,988	4,155	168	4.4%	167	4.2%	3,820	3,988	4,155	168	4.4%	167	4.2%	3,820	3,988	4,155	168	4.4%	167	4.2%
University Fee	865	891	918	26	3.0%	27	3.0%	2,060	2,122	2,186	62	3.0%	64	3.0%	865	891	918	26	3.0%	27	3.0%
Student Activity Fee	132	132	132	0	0.0%	0	0.0%	132	132	132	0	0.0%	0	0.0%	132	132	132	0	0.0%	0	0.0%
Total Commuting Student	11,314	11,768	12,232	454	4.0%	464	3.9%	24,114	24,344	24,575	230	1.0%	231	0.9%	14,565	14,761	14,955	196	1.3%	194	1.3%
Housing (Double)	6,837	7,074	7,320	237	3.5%	246	3.5%	6,837	7,074	7,320	237	3.5%	246	3.5%	6,837	7,074	7,320	237	3.5%	246	3.5%
Food Service	5,126	5,362	5,582	236	4.6%	220	4.1%	5,126	5,362	5,582	236	4.6%	220	4.1%	5,126	5,362	5,582	236	4.6%	220	4.1%
Residence Hall Social Fee	45	45	45	0	0.0%	0	0.0%	45	45	45	0	0.0%	0	0.0%	45	45	45	0	0.0%	0	0.0%
Total Tuition and Fees	23,322	24,249	25,179	927	4.0%	930	3.8%	36,122	36,825	37,522	703	1.9%	697	1.9%	26,573	27,242	27,902	669	2.5%	660	2.4%
Tuition Part Time	361	375	390	14	3.9%	15	4.0%	369	375	390	6	1.6%	15	4.0%	369	375	390	6	1.6%	15	4.0%
General University Fee	230	239	249	9	3.9%	10	4.2%	237	239	249	2	0.8%	10	4.2%	237	239	249	2	0.8%	10	4.2%
Extension Fee (Per Credit Hour)	591	614	639	23	3.9%	25	4.1%	605	614	639	9	1.5%	25	4.1%	605	614	639	9	1.5%	25	4.1%
Registration Fee (Per Semester)	55	55	55	0	0.0%	0	0.0%	55	55	55	0	0.0%	0	0.0%	55	55	55	0	0.0%	0	0.0%
Student Activity Fee	3	3	3	0	0.0%	0	0.0%	3	3	3	0	0.0%	0	0.0%	3	3	3	0	0.0%	0	0.0%

Note: Effective July 31, 2017, students are no longer required to opt-out of the University sponsored insurance plan. Students are encourage to evaluate options available via Connecticut's health insurance exchange online at Access Health CT (Connecticut residents) or Healthcare.gov (non-Connecticut resident).

## CONNECTICUT STATE UNIVERSITIES

Undergraduate and Graduate Tuition and Fee Increases by Commuting & Resident Student  
Dollar & Percent Change FY2017-18 and FY2018-19

FY 2017-18 Academic Year	CENTRAL				EASTERN				SOUTHERN				WESTERN			
	Undergraduate		Graduate		Undergraduate		Graduate		Undergraduate		Graduate		Undergraduate		Graduate	
In-State Commuting Student	\$484	5.0%	\$436	4.0%	\$419	4.0%	\$471	4.0%	\$443	4.4%	\$455	4.1%	\$441	4.4%	\$453	4.0%
In-State Resident Student	\$838	4.0%	\$790	3.5%	\$910	3.9%	\$962	4.0%	\$959	4.4%	\$971	4.2%	\$974	4.4%	\$986	4.2%
Out-of-State Commuting Student	\$312	1.4%	\$212	0.9%	\$247	1.1%	\$247	1.0%	\$271	1.2%	\$231	1.0%	\$269	1.2%	\$229	1.0%
Out-of-State Resident Student	\$666	2.0%	\$566	1.6%	\$738	2.1%	\$738	2.0%	\$787	2.3%	\$747	2.1%	\$802	2.3%	\$762	2.1%

FY 2018-19 Academic Year	CENTRAL				EASTERN				SOUTHERN				WESTERN			
	Undergraduate		Graduate		Undergraduate		Graduate		Undergraduate		Graduate		Undergraduate		Graduate	
In-State Commuting Student	\$391	3.8%	\$443	3.9%	\$437	4.0%	\$489	4.0%	\$418	4.0%	\$470	4.0%	\$401	3.8%	\$453	3.9%
In-State Resident Student	\$754	3.4%	\$806	3.5%	\$947	4.0%	\$999	3.9%	\$958	4.2%	\$1,010	4.2%	\$851	3.7%	\$903	3.7%
Out-of-State Commuting Student	\$210	0.9%	\$210	0.9%	\$256	1.1%	\$256	1.0%	\$237	1.0%	\$237	1.0%	\$220	1.0%	\$220	0.9%
Out-of-State Resident Student	\$573	1.6%	\$573	1.6%	\$766	2.1%	\$766	2.0%	\$777	2.2%	\$777	2.1%	\$670	1.9%	\$670	1.8%

Note: Effective July 31, 2017, students are no longer required to opt-out of the University sponsored insurance plan. Students are encourage to evaluate options available via Connecticut's health insurance exchange online at Access Health CT (Connecticut residents) or Healthcare.gov (non-Connecticut resident).

**CONNECTICUT STATE UNIVERSITIES****In-State Undergraduate Cost of Attendance Schedule**

FY2016-17 Actual Rates, FY2017-18 &amp; FY2018-19 Proposed Rates - Academic Year

	CENTRAL								EASTERN								SYSTEMWIDE AVERAGE							
	Undergraduate In-State								Undergraduate In-State								Undergraduate In-State							
	Proposed			FY8 vs FY17		FY19 vs FY18		Proposed			FY8 vs FY17		FY19 vs FY18		Proposed			FY8 vs FY17		FY19 vs FY18				
	FY 2016-17	FY 2017-18	FY 2018-19	\$	%	\$	%	FY 2016-17	FY 2017-18	FY 2018-19	\$	%	\$	%	FY 2016-17	FY 2017-18	FY 2018-19	\$	%	\$	%			
Tuition	5,216	5,424	5,642	208	4.0%	218	4.0%	5,216	5,424	5,642	208	4.0%	218	4.0%	5,216	5,424	5,642	208	4.0%	218	4.0%			
University General Fee	3,520	3,670	3,816	150	4.3%	146	4.0%	4,219	4,404	4,596	185	4.4%	192	4.4%	3,820	3,988	4,155	168	4.4%	167	4.2%			
University Fee	865	891	918	26	3.0%	27	3.0%	865	891	918	26	3.0%	27	3.0%	865	891	918	26	3.0%	27	3.0%			
Student Activity Fee	120	180	180	60	50.0%	0	0.0%	200	200	200	0	0.0%	0	0.0%	165	180	180	15	9.1%	0	0.0%			
Media Fee	20	20	20	0	0.0%	0	0.0%				0	N/A	0	N/A	13	13	13	0	0.0%	0	0.0%			
Subtotal	9,741	10,185	10,576	444	4.6%	391	3.8%	10,500	10,919	11,356	419	4.0%	437	4.0%	10,079	10,496	10,908	417	4.1%	412	3.9%			
Transportation Fee (\$20 per semester)		40	40	40	N/A	0	0.0%				0	N/A	0	N/A	0	30	30	30	N/A	0	0.0%			
Total - Commuting Student	9,741	10,225	10,616	484	5.0%	391	3.8%	10,500	10,919	11,356	419	4.0%	437	4.0%	10,079	10,526	10,938	447	4.4%	412	3.9%			
											0	N/A	0	N/A										
Housing (Double)	6,592	6,776	6,965	184	2.8%	189	2.8%	7,172	7,460	7,758	288	4.0%	298	4.0%	6,837	7,074	7,320	237	3.5%	246	3.5%			
Food Service	4,826	4,996	5,170	170	3.5%	174	3.5%	5,347	5,550	5,762	203	3.8%	212	3.8%	5,126	5,362	5,582	236	4.6%	220	4.1%			
Residence Hall Social Fee	44	44	44	0	0.0%	0	0.0%	40	40	40	0	0.0%	0	0.0%	45	45	45	0	0.0%	0	0.0%			
Total Tuition and Fees	21,203	22,041	22,795	838	4.0%	754	3.4%	23,059	23,969	24,916	910	3.9%	947	4.0%	22,087	23,007	23,885	920	4.2%	878	3.8%			
Tuition Part Time (Per Credit Hour)	217	226	235	9	4.1%	9	4.0%	217	225	234	8	3.7%	9	4.0%	218	227	236	9	4.1%	9	4.0%			
General University Fee (Per Credit Hour)	265	275	285	10	3.8%	10	3.6%	273	284	295	11	4.0%	11	3.9%	273	284	295	11	4.0%	11	3.9%			
Extension Fee (Per Credit Hour)	482	501	520	19	3.9%	19	3.8%	490	509	529	19	3.9%	20	3.9%	491	510	530	19	3.9%	20	3.9%			
Registration Fee (Per Semester)	58	58	58	0	0.0%	0	0.0%	40	40	40	0	0.0%	0	0.0%	53	53	53	0	0.0%	0	0.0%			
Transportation Fee (Per semester)		20	20	20	N/A	0	0.0%				0	N/A	0	N/A	0	15	15	15	N/A	0	0.0%			
Student Activity Fee														3	3	3								

	SOUTHERN								WESTERN												
	Undergraduate In-State								Undergraduate In-State												
	Proposed			FY8 vs FY17		FY19 vs FY18		Proposed			FY8 vs FY17		FY19 vs FY18		Proposed			FY8 vs FY17		FY19 vs FY18	
	FY 2016-17	FY 2017-18	FY 2018-19	\$	%	\$	%	FY 2016-17	FY 2017-18	FY 2018-19	\$	%	\$	%	FY 2016-17	FY 2017-18	FY 2018-19	\$	%	\$	%
Tuition	5,216	5,424	5,642	208	4.0%	218	4.0%	5,216	5,424	5,642	208	4.0%	218	4.0%	5,216	5,424	5,642	208	4.0%	218	4.0%
* University General Fee	3,803	3,972	4,146	169	4.4%	174	4.4%	3,737	3,904	4,060	167	4.5%	156	4.0%	3,803	3,972	4,146	169	4.4%	174	4.4%
University Fee	865	891	917	26	3.0%	26	2.9%	865	891	918	26	3.0%	27	3.0%	865	891	917	26	3.0%	26	2.9%
Student Activity Fee	140	140	140	0	0.0%	0	0.0%	199	199	199	0	0.0%	0	0.0%	140	140	140	0	0.0%	0	0.0%
Media Fee	30	30	30	0	0.0%	0	0.0%				0	N/A	0	N/A	30	30	30	0	0.0%	0	0.0%
Subtotal	10,054	10,457	10,875	403	4.0%	418	4.0%	10,017	10,418	10,819	401	4.0%	401	3.8%	10,054	10,457	10,875	403	4.0%	418	4.0%
Transportation Fee (\$20 per semester)		40	40	40	N/A	0	0.0%		40	40	40	N/A	0	0.0%		40	40	40	N/A	0	0.0%
Total - Commuting Student	10,054	10,497	10,915	443	4.4%	418	4.0%	10,017	10,458	10,859	441	4.4%	401	3.8%	10,054	10,497	10,915	443	4.4%	418	4.0%
Housing (Double)	6,594	6,792	6,996	198	3.0%	204	3.0%	6,989	7,269	7,560	280	4.0%	291	4.0%	6,594	6,792	6,996	198	3.0%	204	3.0%
Food Service	5,276	5,594	5,930	318	6.0%	336	6.0%	5,055	5,308	5,467	253	5.0%	159	3.0%	5,276	5,594	5,930	318	6.0%	336	6.0%
Residence Hall Social Fee	50	50	50	0	0.0%	0	0.0%	45	45	45	0	0.0%	0	0.0%	50	50	50	0	0.0%	0	0.0%
Total Tuition and Fees	21,974	22,933	23,891	959	4.4%	958	4.2%	22,106	23,080	23,931	974	4.4%	851	3.7%	21,974	22,933	23,891	959	4.4%	958	4.2%
Tuition Part Time	221	229	238	8	3.6%	9	3.9%	217	226	235	9	4.1%	9	4.0%	221	229	238	8	3.6%	9	3.9%
General University Fee	298	310	322	12	4.0%	12	3.9%	256	266	277	10	3.9%	11	4.1%	298	310	322	12	4.0%	12	3.9%
Extension Fee (Per Credit Hour)	519	539	560	20	3.9%	21	3.9%	473	492	512	19	4.0%	20	4.1%	519	539	560	20	3.9%	21	3.9%
Registration Fee (Per Semester)	55	55	55	0	0.0%	0	0.0%	60	60	60	0	0.0%	0	0.0%	55	55	55	0	0.0%	0	0.0%
Transportation Fee (Per semester)		20	20	20	N/A	0	0.0%		20	20	20	N/A	0	0.0%		20	20	20	N/A	0	0.0%
Student Activity Fee								3	3	3	0	0.0%	0	0.0%							

Note: Effective July 31, 2017, students are no longer required to opt-out of the University sponsored insurance plan. Students are encourage to evaluate options available via Connecticut's health insurance exchange online at Access Health CT (Connecticut residents) or Healthcare.gov (non-Connecticut resident).

\* SCSU revised the University General Fee for FY18 and FY19

**CONNECTICUT STATE UNIVERSITIES****Out-of-State Undergraduate Cost of Attendance Schedule**

FY2016-17 Actual Rates, FY2017-18 &amp; FY2018-19 Proposed Rates - Academic Year

	CENTRAL								EASTERN								SYSTEMWIDE AVERAGE							
	Undergraduate Out-of-State								Undergraduate Out-of-State								Undergraduate Out-of-State							
	Proposed			FY8 vs FY17		FY19 vs FY18		Proposed			FY8 vs FY17		FY19 vs FY18		Proposed			FY8 vs FY17		FY19 vs FY18				
	FY 2016-17	FY 2017-18	FY 2018-19	\$	%	\$	%	FY 2016-17	FY 2017-18	FY 2018-19	\$	%	\$	%	FY 2016-17	FY 2017-18	FY 2018-19	\$	%	\$	%			
Tuition	16,882	16,882	16,882	0	0.0%	0	0.0%	16,882	16,882	16,882	0	0.0%	0	0.0%	16,882	16,882	16,882	0	0.0%	0	0.0%			
University General Fee	3,520	3,670	3,816	150	4.3%	146	4.0%	4,219	4,404	4,596	185	4.4%	192	4.4%	3,820	3,988	4,155	168	4.4%	167	4.2%			
University Fee	2,060	2,122	2,186	62	3.0%	64	3.0%	2,060	2,122	2,186	62	3.0%	64	3.0%	2,060	2,122	2,186	62	3.0%	64	3.0%			
Student Activity Fee	120	180	180	60	50.0%	0	0.0%	200	200	200	0	0.0%	0	0.0%	165	180	180	15	9.1%	0	0.0%			
Media Fee	20	20	20	0	0.0%	0	0.0%				0	N/A	0	N/A	13	13	13	0	0.0%	0	0.0%			
Subtotal	22,602	22,874	23,084	272	1.2%	210	0.9%	23,361	23,608	23,864	247	1.1%	256	1.1%	22,940	23,185	23,416	245	1.1%	231	1.0%			
Transportation Fee (\$20 per semester)		40	40	40	N/A	0	0.0%				0	N/A	0	N/A	0	30	30	30	N/A	0	0.0%			
Total - Commuting Student	22,602	22,914	23,124	312	1.4%	210	0.9%	23,361	23,608	23,864	247	1.1%	256	1.1%	22,940	23,215	23,446	275	1.2%	231	1.0%			
Housing (Double)	6,592	6,776	6,965	184	2.8%	189	2.8%	7,172	7,460	7,758	288	4.0%	298	4.0%	6,837	7,074	7,320	237	3.5%	246	3.5%			
Food Service	4,826	4,996	5,170	170	3.5%	174	3.5%	5,347	5,550	5,762	203	3.8%	212	3.8%	5,126	5,362	5,582	236	4.6%	220	4.1%			
Residence Hall Social Fee	44	44	44	0	0.0%	0	0.0%	40	40	40	0	0.0%	0	0.0%	45	45	45	0	0.0%	0	0.0%			
Total Tuition and Fees	34,064	34,730	35,303	666	2.0%	573	1.6%	35,920	36,658	37,424	738	2.1%	766	2.1%	34,948	35,696	36,393	748	2.1%	697	2.0%			
Tuition Part Time (Per Credit Hour)	223	226	235	3	1.3%	9	4.0%	223	225	234	2	0.9%	9	4.0%	223	227	236	4	1.8%	9	4.0%			
General University Fee (Per Credit Hour)	269	275	285	6	2.2%	10	3.6%	273	284	295	11	4.0%	11	3.9%	277	284	295	7	2.5%	11	3.9%			
Extension Fee (Per Credit Hour)	492	501	520	9	1.8%	19	3.8%	496	509	529	13	2.6%	20	3.9%	500	510	530	10	2.0%	20	3.9%			
Registration Fee (Per Semester)	58	58	58	0	0.0%	0	0.0%	40	40	40	0	0.0%	0	0.0%	53	53	53	0	0.0%	0	0.0%			
Transportation Fee (Per semester)		20	20	20	N/A	0	0.0%				0	N/A	0	N/A	0	15	15	15	N/A	0	0.0%			
Student Activity Fee														3	3	3								

	SOUTHERN								WESTERN							
	Undergraduate Out-of-State								Undergraduate Out-of-State							
	Proposed			FY8 vs FY17		FY19 vs FY18		Proposed			FY8 vs FY17		FY19 vs FY18			
	FY 2016-17	FY 2017-18	FY 2018-19	\$	%	\$	%	FY 2016-17	FY 2017-18	FY 2018-19	\$	%	\$	%		
Tuition (1)	16,882	16,882	16,882	0	0.0%	0	0.0%	16,882	16,882	16,882	0	0.0%	0	0.0%		
* University General Fee	3,803	3,972	4,146	169	4.4%	174	4.4%	3,737	3,904	4,060	167	4.5%	156	4.0%		
University Fee (1)	2,060	2,122	2,185	62	3.0%	63	3.0%	2,060	2,122	2,186	62	3.0%	64	3.0%		
Student Activity Fee	140	140	140	0	0.0%	0	0.0%	199	199	199	0	0.0%	0	0.0%		
Media Fee	30	30	30	0	0.0%	0	0.0%				0	N/A	0	N/A		
Subtotal	22,915	23,146	23,383	231	1.0%	237	1.0%	22,878	23,107	23,327	229	1.0%	220	1.0%		
Transportation Fee (\$20 per semester)		40	40	40	N/A	0	0.0%		40	40	40	N/A	0	0.0%		
Total - Commuting Student	22,915	23,186	23,423	271	1.2%	237	1.0%	22,878	23,147	23,367	269	1.2%	220	1.0%		
Housing (Double)	6,594	6,792	6,996	198	3.0%	204	3.0%	6,989	7,269	7,560	280	4.0%	291	4.0%		
Food Service	5,276	5,594	5,930	318	6.0%	336	6.0%	5,055	5,308	5,467	253	5.0%	159	3.0%		
Residence Hall Social Fee	50	50	50	0	0.0%	0	0.0%	45	45	45	0	0.0%	0	0.0%		
Total Tuition and Fees	34,835	35,622	36,399	787	2.3%	777	2.2%	34,967	35,769	36,439	802	2.3%	670	1.9%		
Tuition Part Time (1)	224	229	238	5	2.2%	9	3.9%	223	226	235	3	1.3%	9	4.0%		
General University Fee	311	310	322	-1	-0.3%	12	3.9%	256	266	277	10	3.9%	11	4.1%		
Extension Fee (Per Credit Hour)	534	539	560	5	0.9%	21	3.9%	479	492	512	13	2.7%	20	4.1%		
Registration Fee (Per Semester)	55	55	55	0	0.0%	0	0.0%	60	60	60	0	0.0%	0	0.0%		
Transportation Fee (Per semester)		20	20	20	N/A	0	0.0%		20	20	20	N/A	0	0.0%		
Student Activity Fee								3	3	3	0	0.0%	0	0.0%		

Note: Effective July 31, 2017, students are no longer required to opt-out of the University sponsored insurance plan. Students are encourage to evaluate options available via Connecticut's health insurance exchange online at Access Health CT (Connecticut residents) or Healthcare.gov (non-Connecticut resident).

(1) WCSU Undergraduate Tuition and University Fee NYS Select Counties equal to In-State rates effective FY2018.

\* SCSU revised the University General Fee for FY18 and FY19

## CONNECTICUT STATE UNIVERSITIES

## NE Regional Undergraduate Cost of Attendance Schedule

## FY2016-17 Actual Rates, FY2017-18 &amp; FY2018-19 Proposed Rates - Academic Year

	CENTRAL Undergraduate NE Regional							EASTERN Undergraduate NE Regional							SYSTEMWIDE AVERAGE Undergraduate NE Regional						
	Proposed			FY8 vs FY17		FY19 vs FY18		Proposed			FY8 vs FY17		FY19 vs FY18		Proposed			FY8 vs FY17		FY19 vs FY18	
	FY 2016-17	FY 2017-18	FY 2018-19	\$	%	\$	%	FY 2016-17	FY 2017-18	FY 2018-19	\$	%	\$	%	FY 2016-17	FY 2017-18	FY 2018-19	\$	%	\$	%
	FY 2016-17	FY 2017-18	FY 2018-19	\$	%	\$	%	FY 2016-17	FY 2017-18	FY 2018-19	\$	%	\$	%	FY 2016-17	FY 2017-18	FY 2018-19	\$	%	\$	%
Tuition	7,824	7,824	7,824	0	0.0%	0	0.0%	7,822	7,824	7,824	2	0.0%	0	0.0%	7,824	7,824	7,824	0	0.0%	0	0.0%
University General Fee	3,520	3,670	3,816	150	4.3%	146	4.0%	4,219	4,404	4,596	185	4.4%	192	4.4%	3,820	3,988	4,155	168	4.4%	167	4.2%
University Fee	865	891	918	26	3.0%	27	3.0%	865	891	918	26	3.0%	27	3.0%	865	891	918	26	3.0%	27	3.0%
Student Activity Fee	120	180	180	60	50.0%	0	0.0%	200	200	200	0	0.0%	0	0.0%	165	180	180	15	9.1%	0	0.0%
Media Fee	20	20	20	0	0.0%	0	0.0%								13	13	13	0	0.0%	0	0.0%
Subtotal	12,349	12,585	12,758	236	1.9%	173	1.4%	13,106	13,319	13,538	213	1.6%	219	1.6%	12,687	12,896	13,090	209	1.6%	194	1.5%
Transportation Fee (\$20 per semester)		40	40	40	N/A	0	0.0%								0	30	30	30	N/A	0	0.0%
Total - Commuting Student	12,349	12,625	12,798	276	2.2%	173	1.4%	13,106	13,319	13,538	213	1.6%	219	1.6%	12,687	12,926	13,120	239	1.9%	194	1.5%
Housing (Double)	6,592	6,776	6,965	184	2.8%	189	2.8%	7,172	7,460	7,758	288	4.0%	298	4.0%	6,837	7,074	7,320	237	3.5%	246	3.5%
Food Service	4,826	4,996	5,170	170	3.5%	174	3.5%	5,347	5,550	5,762	203	3.8%	212	3.8%	5,126	5,362	5,582	236	4.6%	220	4.1%
Residence Hall Social Fee	44	44	44	0	0.0%	0	0.0%	40	40	40	0	0.0%	0	0.0%	45	45	45	0	0.0%	0	0.0%
Total Tuition and Fees	23,811	24,441	24,977	630	2.6%	536	2.2%	25,665	26,369	27,098	704	2.7%	729	2.8%	24,695	25,407	26,067	712	2.9%	660	2.6%
Tuition Part Time (Per Credit Hour)	223	226	235	3	1.3%	9	4.0%	223	225	234	2	0.9%	9	4.0%	223	227	236	4	1.8%	9	4.0%
General University Fee (Per Credit Hour)	269	275	285	6	2.2%	10	3.6%	273	284	295	11	4.0%	11	3.9%	277	284	295	7	2.5%	11	3.9%
Extension Fee (Per Credit Hour)	492	501	520	9	1.8%	19	3.8%	496	509	529	13	2.6%	20	3.9%	500	510	530	10	2.0%	20	3.9%
Registration Fee (Per Semester)	58	58	58	0	0.0%	0	0.0%	40	40	40	0	0.0%	0	0.0%	53	53	53	0	0.0%	0	0.0%
Transportation Fee (Per semester)		20	20	20	N/A	0	0.0%				0	N/A	0	N/A	0	15	15	15	N/A	0	0.0%
Student Activity Fee															3	3	3				
	SOUTHERN Undergraduate NE Regional							WESTERN Undergraduate NE Regional													
	Proposed			FY8 vs FY17		FY19 vs FY18		Proposed			FY8 vs FY17		FY19 vs FY18								
	FY 2016-17	FY 2017-18	FY 2018-19	\$	%	\$	%	FY 2016-17	FY 2017-18	FY 2018-19	\$	%	\$	%							
	FY 2016-17	FY 2017-18	FY 2018-19	\$	%	\$	%	FY 2016-17	FY 2017-18	FY 2018-19	\$	%	\$	%							
Tuition (1)	7,825	7,824	7,824	-1	0.0%	0	0.0%	7,823	7,824	7,824	1	0.0%	0	0.0%							
* University General Fee	3,803	3,972	4,146	169	4.4%	174	4.4%	3,737	3,904	4,060	167	4.5%	156	4.0%							
University Fee (1)	865	891	917	26	3.0%	26	2.9%	865	891	918	26	3.0%	27	3.0%							
Student Activity Fee	140	140	140	0	0.0%	0	0.0%	199	199	199	0	0.0%	0	0.0%							
Media Fee	30	30	30	0	0.0%	0	0.0%	0			0	N/A	0	N/A							
Subtotal	12,663	12,857	13,057	194	1.5%	200	1.6%	12,624	12,818	13,001	194	1.5%	183	1.4%							
Transportation Fee (\$20 per semester)		40	40	40	N/A	0	0.0%		40	40	40	N/A	0	0.0%							
Total - Commuting Student	12,663	12,897	13,097	234	1.8%	200	1.6%	12,624	12,858	13,041	234	1.9%	183	1.4%							
Housing (Double)	6,594	6,792	6,996	198	3.0%	204	3.0%	6,989	7,269	7,560	280	4.0%	291	4.0%							
Food Service	5,276	5,594	5,930	318	6.0%	336	6.0%	5,055	5,308	5,467	253	5.0%	159	3.0%							
Residence Hall Social Fee	50	50	50	0	0.0%	0	0.0%	45	45	45	0	0.0%	0	0.0%							
Total Tuition and Fees	24,583	25,333	26,073	750	3.1%	740	2.9%	24,713	25,480	26,113	767	3.1%	633	2.5%							
Tuition Part Time (1)	224	229	238	5	2.2%	9	3.9%	223	226	235	3	1.3%	9	4.0%							
General University Fee	311	310	322	-1	-0.3%	12	3.9%	256	266	277	10	3.9%	11	4.1%							
Extension Fee (Per Credit Hour)	534	539	560	5	0.9%	21	3.9%	479	492	512	13	2.7%	20	4.1%							
Registration Fee (Per Semester)	55	55	55	0	0.0%	0	0.0%	60	60	60	0	0.0%	0	0.0%							
Transportation Fee (Per semester)		20	20	20	N/A	0	0.0%		20	20	20	N/A	0	0.0%							
Student Activity Fee								3	3	3	0	0.0%	0	0.0%							

Note: Effective July 31, 2017, students are no longer required to opt-out of the University sponsored insurance plan. Students are encourage to evaluate options available via Connecticut's health insurance exchange online at Access Health CT (Connecticut residents) or Healthcare.gov (non-Connecticut resident).

(1) WCSU Undergraduate Tuition and University Fee NYS Select Counties equal to In-State rates effective FY2018.

\* SCSU revised the University General Fee for FY18 and FY19

CONNECTICUT STATE UNIVERSITIES

In-State Graduate Cost of Attendance Schedule

FY2016-17 Actual Rates, FY2017-18 & FY2018-19 Proposed Rates - Academic Year

		CENTRAL						EASTERN						SYSTEMWIDE AVERAGE								
		Graduate In-State						Graduate In-State						Graduate In-State								
		Proposed			FY8 vs FY17		FY19 vs FY18		Proposed			FY8 vs FY17		FY19 vs FY18		Proposed			FY8 vs FY17		FY19 vs FY18	
		FY 2016-17	FY 2017-18	FY 2018-19	\$	%	\$	%	FY 2016-17	FY 2017-18	FY 2018-19	\$	%	\$	%	FY 2016-17	FY 2017-18	FY 2018-19	\$	%	\$	%
Tuition	6,497	6,757	7,027	260	4.0%	270	4.0%	6,497	6,757	7,027	260	4.0%	270	4.0%	6,497	6,757	7,027	260	4.0%	270	4.0%	
University General Fee	3,520	3,670	3,816	150	4.3%	146	4.0%	4,219	4,404	4,596	185	4.4%	192	4.4%	3,820	3,988	4,155	168	4.4%	167	4.2%	
University Fee	865	891	918	26	3.0%	27	3.0%	865	891	918	26	3.0%	27	3.0%	865	891	918	26	3.0%	27	3.0%	
Student Activity Fee	74	74	74	0	0.0%	0	0.0%	200	200	200	0	0.0%	0	0.0%	132	132	132	0	0.0%	0	0.0%	
Total - Commuting Student	10,956	11,392	11,835	436	4.0%	443	3.9%	11,781	12,252	12,741	471	4.0%	489	4.0%	11,314	11,768	12,232	454	4.0%	464	3.9%	
Housing (Double)	6,592	6,776	6,965	184	2.8%	189	2.8%	7,172	7,460	7,758	288	4.0%	298	4.0%	6,837	7,074	7,320	237	3.5%	246	3.5%	
Food Service	4,826	4,996	5,170	170	3.5%	174	3.5%	5,347	5,550	5,762	203	3.8%	212	3.8%	5,126	5,362	5,582	236	4.6%	220	4.1%	
Residence Hall Social Fee	44	44	44	0	0.0%	0	0.0%	40	40	40	0	0.0%	0	0.0%	45	45	45	0	0.0%	0	0.0%	
Total Tuition and Fees	22,418	23,208	24,014	790	3.5%	806	3.5%	24,340	25,302	26,301	962	4.0%	999	3.9%	23,322	24,249	25,179	927	4.0%	930	3.8%	
Part Time Tuition (Per Credit Hour)	360	374	388	14	3.9%	14	3.7%	360	374	389	14	3.9%	15	4.0%	361	375	390	14	3.9%	15	4.0%	
General University Fee (Per Credit Hour)	246	255	266	9	3.7%	11	4.3%	200	208	216	8	4.0%	8	3.8%	230	239	249	9	3.9%	10	4.2%	
Extension Fee (Per Credit Hour)	606	629	654	23	3.8%	25	4.0%	560	582	605	22	3.9%	23	4.0%	591	614	639	23	3.9%	25	4.1%	
Registration Fee (Per Semester)	65	65	65	0	0.0%	0	0.0%	40	40	40	0	0.0%	0	0.0%	55	55	55	0	0.0%	0	0.0%	
Student Activity Fee														3	3	3	0	0.0%	0	0.0%		
Ed.D Leadership Part Time Tuition (Per Credit Hour)														560	582	605	22	3.9%	23	4.0%		
Ed.D Leadership General University Fee (Per Credit Hour)														272	283	294	11	4.0%	11	3.9%		
Doctoral Program Fee Part Time Tuition (Per Credit Hour)	562	584	607	22	3.9%	23	3.9%							657	683	710	26	4.0%	27	4.0%		
Doctoral Program General University Fee	269	279	290	10	3.7%	11	3.9%							311	322	335	11	3.5%	13	4.0%		
Ed. D. Nursing Part Time (Per Credit Hour)														747	777	808	30	4.0%	31	4.0%		
Ed. D. Nursing General University Fee (Per Credit Hour)														350	364	379	14	4.0%	15	4.1%		
MBA Part Time Tuition (Per Credit Hour)														444	461	479	17	3.8%	18	3.9%		
MBA General University Fee (Per Credit Hour)														298	310	322	12	4.0%	12	3.9%		
MLS Part Time Tuition (Per Credit Hour)														444	461	479	17	3.8%	18	3.9%		
MLS General University Fee														298	310	322	12	4.0%	12	3.9%		
MFA - Writing Part Time Tuition (Per Credit Hour)														417	434	452	17	4.1%	18	4.1%		
MFA - General University Fee														197	197	198	0	0.0%	1	0.5%		
MS Education Program (Full-time Commuting)														11,298	11,751	12,204	453	4.0%	453	3.9%		
MS Music Education Program (Full-time Commuting)														11,298	11,751	12,204	453	4.0%	453	3.9%		
MS Counseling Education Program (Full-time Commuting)														11,298	11,751	12,204	453	4.0%	453	3.9%		
MAT Secondary Education Program (Full-time Commuting)														12,408	12,904	13,407	496	4.0%	503	3.9%		
MBA Program (Full-time)														16,695	17,363	18,040	668	4.0%	677	3.9%		
Accelerated MBA Program (Full-time Online/Hybrid)														12,408	12,904	13,407	496	4.0%	503	3.9%		
MLS Program (Full-time)														8,255	8,585	8,928	330	4.0%	343	4.0%		
MFA Art Program (Full-time)														6,817	7,090	7,374	273	4.0%	284	4.0%		
MFA Writing Program (Full-time)																						

Note: Effective July 31, 2017, students are no longer required to opt-out of the University sponsored insurance plan. Students are encourage to evaluate options available via Connecticut's health insurance exchange online at Access Health CT (Connecticut residents) or Healthcare.gov (non-Connecticut resident).

\* CCSU and SCSU Doctoral Programs

\*\* SCSU revised the University General Fee for FY18 and FY19

## CONNECTICUT STATE UNIVERSITIES

Out-of-State Graduate Cost of Attendance Schedule

FY2016-17 Actual Rates, FY2017-18 &amp; FY2018-19 Proposed Rates - Academic Year

ATTACHMENT A

Revised 3/25/2017

	CENTRAL							EASTERN							SYSTEMWIDE AVERAGE						
	Graduate Out-of-State							Graduate Out-of-State							Graduate Out-of-State						
	Proposed			FY8 vs FY17		FY19 vs FY18		Proposed			FY8 vs FY17		FY19 vs FY18		Proposed			FY8 vs FY17		FY19 vs FY18	
	FY 2016-17	FY 2017-18	FY 2018-19	\$	%	\$	%	FY 2016-17	FY 2017-18	FY 2018-19	\$	%	\$	%	FY 2016-17	FY 2017-18	FY 2018-19	\$	%	\$	%
Tuition	18,102	18,102	18,102	0	0.0%	0	0.0%	18,102	18,102	18,102	0	0.0%	0	0.0%	18,102	18,102	18,102	0	0.0%	0	0.0%
University General Fee	3,520	3,670	3,816	150	4.3%	146	4.0%	4,219	4,404	4,596	185	4.4%	192	4.4%	3,820	3,988	4,155	168	4.4%	167	4.2%
University Fee	2,060	2,122	2,186	62	3.0%	64	3.0%	2,060	2,122	2,186	62	3.0%	64	3.0%	2,060	2,122	2,186	62	3.0%	64	3.0%
Student Activity Fee	74	74	74	0	0.0%	0	0.0%	200	200	200	0	0.0%	0	0.0%	132	132	132	0	0.0%	0	0.0%
Total - Commuting Student	23,756	23,968	24,178	212	0.9%	210	0.9%	24,581	24,828	25,084	247	1.0%	256	1.0%	24,114	24,344	24,575	230	1.0%	231	0.9%
Housing (Double)	6,592	6,776	6,965	184	2.8%	189	2.8%	7,172	7,460	7,758	288	4.0%	298	4.0%	6,837	7,074	7,320	237	3.5%	246	3.5%
Food Service	4,826	4,996	5,170	170	3.5%	174	3.5%	5,347	5,550	5,762	203	3.8%	212	3.8%	5,126	5,362	5,582	236	4.6%	220	4.1%
Residence Hall Social Fee	44	44	44	0	0.0%	0	0.0%	40	40	40	0	0.0%	0	0.0%	45	45	45	0	0.0%	0	0.0%
Total Tuition and Fees	35,218	35,784	36,357	566	1.6%	573	1.6%	37,140	37,878	38,644	738	2.0%	766	2.0%	36,122	36,825	37,522	703	1.9%	697	1.9%
Part Time Tuition (Per Credit Hour)	368	374	388	6	1.6%	14	3.7%	368	374	389	6	1.6%	15	4.0%	369	375	390	6	1.6%	15	4.0%
General University Fee (Per Credit Hour)	254	255	266	1	0.4%	11	4.3%	200	208	216	8	4.0%	8	3.8%	237	239	249	2	0.8%	10	4.2%
Extension Fee (Per Credit Hour)	622	629	654	7	1.1%	25	4.0%	568	582	605	14	2.5%	23	4.0%	605	614	639	9	1.5%	25	4.1%
Registration Fee (Per Semester)	65	65	65	0	0.0%	0	0.0%	40	40	40	0	0.0%	0	0.0%	55	55	55	0	0.0%	0	0.0%
Student Activity Fee				0	N/A	0	N/A							3	3	3	0	0.0%	0	0.0%	
Ed.D Leadership Part Time Tuition (Per Credit Hour)														571	582	605	11	1.9%	23	4.0%	
Ed.D Leadership General University Fee (Per Credit Hour)														277	283	294	6	2.2%	11	3.9%	
* Doctoral Program Fee Part Time Tuition (Per Credit Hour)	572	584	607	12	2.1%	23	3.9%							662	683	710	21	3.2%	27	4.0%	
* Doctoral Program General University Fee	278	279	290	1	0.4%	11	3.9%							315	322	335	7	2.2%	13	4.0%	
Ed. D. Nursing Part Time (Per Credit Hour)														747	777	808	30	4.0%	31	4.0%	
Ed. D. Nursing General University Fee (Per Credit Hour)														350	364	379	14	4.0%	15	4.1%	
MBA Part Time Tuition (Per Credit Hour)														452	461	479	9	2.0%	18	3.9%	
MBA General University Fee														311	310	322	-1	-0.3%	12	3.9%	
MLS Part Time Tuition (Per Credit Hour)														444	461	479	17	3.8%	18	3.9%	
MLS General University Fee														298	310	322	12	4.0%	12	3.9%	
MFA - Writing Part Time Tuition (Per Credit Hour)														425	434	452	9	2.1%	18	4.1%	
MFA - General University Fee														197	197	198	0	0.0%	1	0.5%	
MS Education Program (Full-time Commuting)														11,298	11,751	12,204	453	4.0%	453	3.9%	
MS Music Education Program (Full-time Commuting)														11,298	11,751	12,204	453	4.0%	453	3.9%	
MS Counseling Education Program (Full-time Commuting)														11,298	11,751	12,204	453	4.0%	453	3.9%	
MAT Secondary Education Program (Full-time Commuting)														25,425	25,425	25,425	0	0.0%	0	0.0%	
MBA Program (Full-time)														16,695	17,363	18,040	668	4.0%	677	3.9%	
Accelerated MBA Program (Full-time Online/Hybrid)														12,408	12,904	13,407	496	4.0%	503	3.9%	
MLS Program (Full-time)														21,528	21,528	21,528	0	0.0%	0	0.0%	
MFA Art Program (Full-time)														18,990	18,990	18,990	0	0.0%	0	0.0%	
MFA Writing Program (Full-time)																					

CONNECTICUT STATE UNIVERSITIES  
NE Regional Graduate Cost of Attendance Schedule  
FY2016-17 Actual Rates, FY2017-18 & FY2018-19 Proposed Rates - Academic Year

	CENTRAL Graduate NE Regional							EASTERN Graduate NE Regional							SYSTEMWIDE AVERAGE Graduate NE Regional						
	Proposed			FY8 vs FY17		FY19 vs FY18		Proposed			FY8 vs FY17		FY19 vs FY18		Proposed			FY8 vs FY17		FY19 vs FY18	
	FY 2016-17	FY 2017-18	FY 2018-19	\$	%	\$	%	FY 2016-17	FY 2017-18	FY 2018-19	\$	%	\$	%	FY 2016-17	FY 2017-18	FY 2018-19	\$	%	\$	%
Tuition	9,748	9,750	9,750	2	0.0%	0	0.0%	9,747	9,750	9,750	3	0.0%	0	0.0%	9,748	9,750	9,750	2	0.0%	0	0.0%
University General Fee	3,520	3,670	3,816	150	4.3%	146	4.0%	4,219	4,404	4,596	185	4.4%	192	4.4%	3,820	3,988	4,155	168	4.4%	167	4.2%
University Fee	865	891	918	26	3.0%	27	3.0%	865	891	918	26	3.0%	27	3.0%	865	891	918	26	3.0%	27	3.0%
Student Activity Fee	74	74	74	0	0.0%	0	0.0%	200	200	200	0	0.0%	0	0.0%	132	132	132	0	0.0%	0	0.0%
Total - Commuting Student	14,207	14,385	14,558	178	1.3%	173	1.2%	15,031	15,245	15,464	214	1.4%	219	1.4%	14,565	14,761	14,955	196	1.3%	194	1.3%
Housing (Double)	6,592	6,776	6,965	184	2.8%	189	2.8%	7,172	7,460	7,758	288	4.0%	298	4.0%	6,837	7,074	7,320	237	3.5%	246	3.5%
Food Service	4,826	4,996	5,170	170	3.5%	174	3.5%	5,347	5,550	5,762	203	3.8%	212	3.8%	5,126	5,362	5,582	236	4.6%	220	4.1%
Residence Hall Social Fee	44	44	44	0	0.0%	0	0.0%	40	40	40	0	0.0%	0	0.0%	45	45	45	0	0.0%	0	0.0%
Total Tuition and Fees	25,669	26,201	26,737	532	2.1%	536	2.0%	27,590	28,295	29,024	705	2.6%	729	2.6%	26,573	27,242	27,902	669	2.5%	660	2.4%
Part Time Tuition (Per Credit Hour)	368	374	388	6	1.6%	14	3.7%	368	374	389	6	1.6%	15	4.0%	369	375	390	6	1.6%	15	4.0%
General University Fee (Per Credit Hour)	254	255	266	1	0.4%	11	4.3%	200	208	216	8	4.0%	8	3.8%	237	239	249	2	0.8%	10	4.2%
Extension Fee (Per Credit Hour)	622	629	654	7	1.1%	25	4.0%	568	582	605	14	2.5%	23	4.0%	605	614	639	9	1.5%	25	4.1%
Registration Fee (Per Semester)	65	65	65	0	0.0%	0	0.0%	40	40	40	0	0.0%	0	0.0%	55	55	55	0	0.0%	0	0.0%
Student Activity Fee				0	N/A	0	N/A								3	3	3	0	0.0%	0	0.0%
Ed.D Leadership Part Time Tuition (Per Credit Hour)															571	582	605	11	1.9%	23	4.0%
Ed.D Leadership General University Fee (Per Credit Hour)															277	283	294	6	2.2%	11	3.9%
* Doctoral Program Fee Part Time Tuition (Per Credit Hour)	572	584	607	12	2.1%	23	3.9%								662	683	710	21	3.2%	27	4.0%
* Doctoral Program General University Fee	278	279	290	1	0.4%	11	3.9%								315	322	335	7	2.2%	13	4.0%
Ed. D. Nursing Part Time (Per Credit Hour)															747	777	808	30	4.0%	31	4.0%
Ed. D.Nursing General University Fee (Per Credit Hour)															350	364	379	14	4.0%	15	4.1%
MBA Part Time Tuition (Per Credit Hour)															452	461	479	9	2.0%	18	3.9%
MBA General University Fee															311	310	322	-1	-0.3%	12	3.9%
MLS Part Time Tuition (Per Credit Hour)															444	461	479	17	3.8%	18	3.9%
MLS General University Fee															298	310	322	12	4.0%	12	3.9%
MFA - Writing Part Time Tuition (Per Credit Hour)															425	434	452	9	2.1%	18	4.1%
MFA - General University Fee															197	197	198	0	0.0%	1	0.5%
MS Education Program (Full-time Commuting)															11,298	11,751	12,204	453	4.0%	453	3.9%
MS Music Education Program (Full-time Commuting)															11,298	11,751	12,204	453	4.0%	453	3.9%
MS Counseling Education Program (Full-time Commuting)															11,298	11,751	12,204	453	4.0%	453	3.9%
MAT Secondary Education Program (Full-time Commuting)															11,298	11,751	12,204	453	4.0%	453	3.9%
MBA Program (Full-time)															15,549	15,549	15,549	0	0.0%	0	0.0%
Accelerated MBA Program (Full-time Online/Hybrid)															16,695	17,363	18,040	668	4.0%	677	3.9%
MLS Program (Full-time)															12,408	12,904	13,407	496	4.0%	503	3.9%
MFA Art Program (Full-time)															12,386	12,386	12,386	0	0.0%	0	0.0%
MFA Writing Program (Full-time)															10,228	10,228	10,228	0	0.0%	0	0.0%
	SOUTHERN Graduate NE Regional							WESTERN Graduate NE Regional													
	Proposed			FY8 vs FY17		FY19 vs FY18		Proposed			FY8 vs FY17		FY19 vs FY18								
	FY 2016-17	FY 2017-18	FY 2018-19	\$	%	\$	%	FY 2016-17	FY 2017-18	FY 2018-19	\$	%	\$	%							
Tuition	9,750	9,750	9,750	0	0.0%	0	0.0%	9,748	9,750	9,750	2	0.0%	0	0.0%							
** University General Fee	3,803	3,972	4,148	169	4.4%	176	4.4%	3,737	3,904	4,060	167	4.5%	156	4.0%							
University Fee	865	891	918	26	3.0%	27	3.0%	865	891	918	26	3.0%	27	3.0%							
Student Activity Fee	54	54	54	0	0.0%	0	0.0%	199	199	199	0	0.0%	0	0.0%							
Total - Commuting Student	14,472	14,667	14,870	195	1.3%	203	1.4%	14,549	14,744	14,927	195	1.3%	183	1.2%							
Housing (Double)	6,594	6,792	6,996	198	3.0%	204	3.0%	6,989	7,269	7,560	280	4.0%	291	4.0%							
Food Service	5,276	5,594	5,930	318	6.0%	336	6.0%	5,055	5,308	5,467	253	5.0%	159	3.0%							
Residence Hall Social Fee	50	50	50	0	0.0%	0	0.0%	45	45	45	0	0.0%	0	0.0%							
Total Tuition and Fees	26,392	27,103	27,846	711	2.7%	743	2.7%	26,638	27,366	27,999	728	2.7%	633	2.3%							
Part Time Tuition	370	378	393	8	2.2%	15	4.0%	368	374	389	6	1.6%	15	4.0%							
General University Fee	311	304	316	-7	-2.3%	12	3.9%	182	190	198	8	4.4%	8	4.2%							
Extension Fee (Per Credit Hour)	680	682	709	2	0.3%	27	4.0%	550	564	587	14	2.5%	23	4.1%							
Registration Fee (Per Semester)	55	55	55	0	0.0%	0	0.0%	60	60	60	0	0.0%	0	0.0%							
Student Activity Fee								3	3	3	0	0.0%	0	0.0%							
Ed.D Leadership Part Time Tuition (Per Credit Hour)	572	584	607	12	2.1%	23	3.9%	569	580	603	11	1.9%	23	4.0%							
Ed.D Leadership General University Fee (Per Credit Hour)	302	304	316	2	0.7%	12	3.9%	252	262	272	10	4.0%	10	3.8%							
* Doctoral Program Part Time (Per Credit Hour)	752	782	812	30	4.0%	30	3.8%														
* Doctoral Program General University Fee (Per Credit Hour)	352	365	379	13	3.7%	14	3.8%														
Ed. D. Nursing Part Time (Per Credit Hour)								747	777	808	30	4.0%	31	4.0%							
Ed. D.Nursing General University Fee (Per Credit Hour)								350	364	379	14	4.0%	15	4.1%							
MBA Part Time Tuition (Per Credit Hour)	452	461	479	9	2.0%	18	3.9%														
MBA General University Fee (Per Credit Hour)	311	310	322	-1	-0.3%	12	3.9%														
MLS Part Time Tuition (Per Credit Hour)	444	461	479	17	3.8%	18	3.9%														
MLS General University Fee (Per Credit Hour)	298	310	322	12	4.0%	12	3.9%														
MFA - Writing Part Time Tuition (Per Credit Hour)								425	434	452	9	2.1%	18	4.1%							
MFA - General University Fee								197	197	198	0	0.0%	1	0.5%							
MS Education Program (Full-time Commuting)								11,298	11,751	12,204	453	4.0%	453	3.9%							
MS Music Education Program (Full-time Commuting)								11,298	11,751	12,204	453	4.0%	453	3.9%							
MS Counseling Education Program (Full-time Commuting)								11,298	11,751	12,204	453	4.0%	453	3.9%							
MAT Secondary Education Program (Full-time Commuting)								11,298	11,751	12,204	453	4.0%	453	3.9%							
MBA Program (Full-time)	15,549	15,549	15,549	0	0.0%																
Accelerated MBA Program (Full-time Online/Hybrid)	16,695	17,363	18,040	668	4.0%																
MLS Program (Full-time)	12,408	12,904	13,407	496	4.0%																
MFA Art Program Tuition (Full-time)								12,386	12,386	12,386	0	0.0%	0	0.0%							
MFA Writing Program Tuition (Full-time)								10,228	10,228	10,228	0	0.0%	0	0.0%							



## CONNECTICUT STATE UNIVERSITIES

## ATTACHMENT A

TIER II FEES SCHEDULE FY2016-17 Actual Rates and FY2017-18 Proposed Rates

FEE DESCRIPTION	CENTRAL			EASTERN			SOUTHERN			WESTERN		
	Fiscal Year			Fiscal Year			Fiscal Year			Fiscal Year		
	2016-17	2017-18	2018-19	2016-17	2017-18	2018-19	2016-17	2017-18	2018-19	2016-17	2017-18	2018-19
Application Fee (one time)	\$50	\$50	\$50	\$50	\$50	\$50	\$50	\$50	\$50	\$50	\$50	\$50
ED, D Evaluation Fee	0	0	0	0	0	0	100	100	100	100	100	100
Bad Check Penalty (per occurrence)	20	20	20	50	20	20	50	20	20	50	20	20
Late Fee (per occurrence)	50	50	50	50	50	50	50	50	50	50	50	50
Late Health Waiver Filing Fee	65	0	0	65	0	0	65	0	0	65	0	0
Transcript Fee (per occurrence) ***	0	0	0	0	0	0	0/15	0/15	0/15	0	0	0
Full-time Students (one-time)	0	0	0	40	40	40	0	0	0	30	30	30
Part-time Students (one-time)	0	0	0	12	12	12	0	0	0	10	10	10
Duplicate Diploma Fee (per occurrence)	25	25	25	25	25	25	25	25	25	25	25	25
Teacher Cert/Transcript Eval. Fee	0	0	0	0	0	0	0	0	0	75	75	75
Lost ID Card Fee-Resident	10/25	10/25	10/25	10	10	10	10/20	10/20	10/20	15	15	15
Lost ID Card Fee-Non Resident	10/25	10/25	10/25	10	10	10	10/20	10/20	10/20	15	15	15
Applied Music Fee (max./sem.)												
Undergraduate (1/2 hr./1 hr. lesson)	200/400	200/400	200/400	0	0	0	0	0	0	320/620	320/620	320/620
Graduate (1/2 hr./1 hr. lesson)	200/400	200/400	200/400	0	0	0	0	0	0	320/620	320/620	320/620
Nautilus/Fitness Center User Fee (per semester)												
On-campus residents	0	0	0	0	0	0	60	45	45	0	0	0
Off-campus residents	0	0	0	0	0	0	60	45	45	0	0	0
Cooperative Education Fee (per semester)	200	200	200	0	0	0	0	0	0	0	0	0
Installment Payment Program (per term)	35	35	35	35	35	35	45	45	45	35	35	35
eLearning Incomplete/Access Fee	0	0	0	25	25	25	25	25	25	25	25	25
Study Abroad Program Fee (per semester)												
Undergraduate	150	150	150	150	150	150	150	150	150	150	150	150
Graduate	150	150	150	150	150	150	150	150	150	150	150	150
*** Nat'l Student Exchange Application Fee	0	0	0	150	150	150	225	0	0	0	0	0
Study Abroad Application Fee (per semester)												
Undergraduate	75	75	75	75	75	75	75	75	75	75	75	75
Graduate	75	75	75	75	75	75	75	75	75	75	75	75
Study Abroad Placement Fee (per semester)												
Undergraduate	75	75	75	0	0	0	0	0	0	0	0	0
Graduate	75	75	75	0	0	0	0	0	0	0	0	0
Graduate Continuing Enrollment Fee							150					
Graduate Resident (per semester)	40	40	40	0	0	0		150	150	40	40	40
Graduate Nonresident (per semester)	40	40	40	0	0	0		150	150	40	40	40
Part-time Matriculating (per semester)	40	40	40	0	0	0		150	150	40	40	40
Graduate Re-entry Fee:												
Graduate Resident (per occurrence)	50	50	50	0	0	0	50	0	0	50	50	50
Graduate Nonresident (per occurrence)	50	50	50	0	0	0	50	0	0	50	50	50
Part-time (per occurrence)	50	50	50	0	0	0	50	0	0	50	50	50
Undergraduate Nursing Lab Fee												
Full Time (per semester)	300	325	325	0	0	0	396	396	396	396	396	396
Part Time (per credit)	25	27	27	0	0	0	33	33	33	33	33	33
Graduate Nursing Lab Fee												
Full Time (per semester)	0	0	0	0	0	0	396	396	396	396	396	396
Part Time (per credit)	0	0	0	0	0	0	33	33	33	33	33	33
Writing Center Fee												
Full Time (per semester)	0	0	0	0	0	0	20	20	20	0	0	0
Part Time (per credit)	0	0	0	0	0	0	10	10	10	0	0	0
Graduate Business Program Fee (per semester)	125	125	125	0	0	0	0	0	0	0	0	0
Nursing Ed. D. Residency Fee	0	0	0	0	0	0	1104	1147	1191	1097	1141	1187
Art Studio Fee (per course)	0	0	0	50	50	50	60	60	60	50	50	50
Biology Lab Fee (per course)	0	0	0	50	50	50	0	0	0	50	50	50
Chemistry Lab Fee (per course)	0	0	0	50	50	50	0	0	0	50	50	50
Earth Science Lab Fee (per course)	0	0	0	50	50	50	0	0	0	50	50	50
Science Lab Fee	0	0	0	0	0	0	60	60	60	0	0	0
* Science Engineering Technology Lab Fee (per course) (1)	0	40	40	0	0	0	0	0	0	0	0	0
* Math Emporium Lab Fee (per course)	0	0	0	0	0	0	0	50	50	0	0	0
MATH 100/E Course Fee	0	0	0	0	0	0	0	0	0	120	120	120
Music Lab Fee (per course)	0	0	0	50	50	50	50	50	50	0	0	0
* Theater Lab Fee (per course)	0	0	0	0	50	50	0	0	0	0	0	0
Language Lab Fee	0	0	0	0	0	0	25	25	25	0	0	0
Physics Lab Fee (per course)	0	0	0	50	50	50	0	0	0	50	50	50
EMT Lab Fee (per course)	0	0	0	0	0	0	75	75	75	0	0	0
Counseling Procedures with Children Lab Fee	0	0	0	0	0	0	20	20	20	0	0	0
Counseling Procedures Lab Fee	0	0	0	0	0	0	200	200	200	0	0	0
* Outdoor Adventure Leadership Lab Fee (per course)	0	0	0	0	0	0	0	30	30	0	0	0
Rec & Leisure Program Fee	0	0	0	0	0	0	10	10	10	0	0	0
EPY 600 Course Fee (per course)	0	0	0	0	0	0	0	0	0	75	75	75
Education /Ed Cert Fee (one time per student)	0	0	0	0	0	0	0	0	0	125	125	125
Design Lab Fee (per designated course)	65	65	65	0	0	0	0	0	0	0	0	0
eLearning Registration Fee (per course)	50	50	50	50	50	50	50	0	0	50	50	50
Re-registration Fee	100	100	100	100	100	100	100	100	100	100	100	100
* Summer Orientation Program Fee (per participating student)		75	75									
Commencement Fee	0	0	0	0	0	0	0	0	0	0	0	0
Orientation Fee	0	0	0	150	150	150	150	150	150	0	0	0
First Year Experience	0	0	0	0	0	0	0	0	0	100	100	100
Credit Card Service Fee/Convenience Fee (per transaction)	2.5%	2.75%	2.75%	2.5%	2.75%	2.75%	2.5%	2.75%	2.75%	2.5%	2.75%	2.75%
** Over-Registration / Excess Credit Fee												
Undergraduate (per credit hour)	482	501	520	490	509	529	519	539	560	473	492	512
Graduate (per credit hour)	606	629	654	560	582	605	656	682	709	542	564	587
MBA Challenge Exam Fee (per occurrence)							200	250	250			
Challenge Exam Fee												
Full-time Students (per occurrence)	0	0	0	0	0	0	0	0	0	200	200	200
Part-time Students (per occurrence)	0	0	0	0	0	0	0	0	0	200	200	200
Other Students (per occurrence)	0	0	0	0	0	0	0	0	0	250	250	250
Full-time Undergraduate Program Fee (per semester)												
Music Program	0	0	0	0	0	0	0	0	0	500	500	500
Art Program	0	0	0	0	0	0	0	0	0	300	300	300
Theatre Program	0	0	0	0	0	0	0	0	0	350	350	350
Musical Theater Program	0	0	0	0	0	0	0	0	0	450	450	450

\* New Fees Proposed starting with FY18. (1) Cap on lab fees will be set to \$80 per semester for students who enroll in 2 or more labs.

\*\* Over-Registration / Excess Credit Fee applies to credit hours in excess of 18 credit hours per semester.

\*\*\* CCSU - \$5 per semester within the University General Fee for FT students and \$3 per semester charge within the registration fee for PT students

## CONNECTICUT STATE UNIVERSITIES

eLearning Tuition and Fees (Pending BOR Approval)

## ATTACHMENT A

Revised 3/29/2017

	CENTRAL											
	AY 2017				AY 2018				AY 2019 *			
	Fall and Spring			Winter / Summer	Fall and Spring			Winter / Summer	Fall and Spring			Winter / Summer
	Tuition	GUF	Total	eLearning	Tuition	GUF	Total	eLearning	Tuition	GUF	Total	eLearning
<b>Undergraduate</b>												
In State	216	288	504	504	224	300	524	524	232	312	544	544
Out of State	222	341	563	563	230	355	585	585	239	369	608	608
NE	222	341	563	563	230	355	585	585	239	369	608	608
<b>Graduate</b>												
In State	359	275	634	634	373	286	659	659	387	298	685	685
Out of State	366	344	710	710	380	358	738	738	395	372	767	767
NE	366	344	710	710	380	358	738	738	395	372	767	767
<b>Data Mining</b>												
In State	359	273	632	632	373	284	657	657	387	296	683	683
Out of State	359	273	632	632	373	284	657	657	387	296	683	683
NE	359	273	632	632	373	284	657	657	387	296	683	683

	EASTERN											
	AY 2017				AY 2018				AY 2019			
	Fall and Spring			Winter / Summer	Fall and Spring			Winter / Summer	Fall and Spring			Winter / Summer
	Tuition	GUF	Total	eLearning	Tuition	GUF	Total	eLearning	Tuition	GUF	Total	eLearning
	217	303	520	520	225	315	540	540	234	328	562	562
	223	339	562	562	225	351	576	576	234	364	598	598
	223	339	562	562	225	351	576	576	234	364	598	598
	360	293	653	653	374	305	679	679	389	317	706	706
	368	363	731	731	374	375	749	749	389	388	777	777
	368	363	731	731	374	375	749	749	389	388	777	777

\* CCSU revised FY19 eLearning fees

	SOUTHERN											
	AY 2017				AY 2018				AY 2019			
	Fall and Spring			Winter / Summer	Fall and Spring			Winter / Summer	Fall and Spring			Winter / Summer
	Tuition	GUF	Total	eLearning	Tuition	GUF	Total	eLearning	Tuition	GUF	Total	eLearning
<b>Undergraduate</b>												
In State	221	298	519	519	229	310	539	539	238	322	560	560
Out of State	224	350	574	574	229	310	539	539	238	322	560	560
NE	224	350	574	574	229	310	539	539	238	322	560	560
<b>Graduate</b>												
In State	363	293	656	656	377	305	682	682	392	317	709	709
Out of State	370	389	759	759	377	305	682	682	392	317	709	709
NE	370	389	759	759	377	305	682	682	392	317	709	709
<b>Master Library</b>												
In State	444	298	742	742	461	310	771	771	479	322	801	801
Out of State	444	298	742	742	461	310	771	771	479	322	801	801
NE	444	298	742	742	461	310	771	771	479	322	801	801
<b>Doctoral Program</b>												
In State	752	352	1104	1104	782	365	1147	1147	812	379	1191	1191
Out of State	752	352	1104	1104	782	365	1147	1147	812	379	1191	1191
NE	752	352	1104	1104	782	365	1147	1147	812	379	1191	1191

	WESTERN											
	AY 2017				AY 2018				AY 2019			
	Fall and Spring			Winter / Summer	Fall and Spring			Winter / Summer	Fall and Spring			Winter / Summer
	Tuition	GUF	Total	eLearning	Tuition	GUF	Total	eLearning	Tuition	GUF	Total	eLearning
	217	256	473	473	226	266	492	492	235	277	512	512
	223	256	479	479	226	266	492	492	235	277	512	512
	223	256	479	479	226	266	492	492	235	277	512	512
	360	197	557	557	374	197	571	571	389	198	587	587
	368	228	596	596	374	197	571	571	389	198	587	587
	368	228	596	596	374	197	571	571	389	198	587	587

## CONNECTICUT COMMUNITY COLLEGES

## ATTACHMENT B

## FY2018 and FY2019 Tuition, General Fees and Mandatory Usage Fees - (w/o Student Activity Fee)

Effective Fall 2017

Effective Fall 2018

Semester Hours	FY2017 Approved			FY2018 Proposed			FY2019 Proposed		
	Tuition	College Services Fee	Total	Tuition	College Services Fee	Total	Tuition	College Services Fee	Total
<b>In-state</b>									
1	\$155.00	\$77.00	\$232.00	\$159.00	\$79.00	\$238.00	\$163.00	\$81.00	\$244.00
2	\$310.00	\$84.00	\$394.00	\$318.00	\$86.00	\$404.00	\$326.00	\$88.00	\$414.00
3	\$465.00	\$90.00	\$555.00	\$477.00	\$92.00	\$569.00	\$489.00	\$94.00	\$583.00
4	\$620.00	\$95.00	\$715.00	\$636.00	\$97.00	\$733.00	\$652.00	\$99.00	\$751.00
5	\$775.00	\$112.00	\$887.00	\$795.00	\$115.00	\$910.00	\$815.00	\$118.00	\$933.00
6	\$930.00	\$128.00	\$1,058.00	\$954.00	\$131.00	\$1,085.00	\$978.00	\$134.00	\$1,112.00
7	\$1,085.00	\$144.00	\$1,229.00	\$1,113.00	\$148.00	\$1,261.00	\$1,141.00	\$152.00	\$1,293.00
8	\$1,240.00	\$159.00	\$1,399.00	\$1,272.00	\$163.00	\$1,435.00	\$1,304.00	\$167.00	\$1,471.00
9	\$1,395.00	\$176.00	\$1,571.00	\$1,431.00	\$180.00	\$1,611.00	\$1,467.00	\$185.00	\$1,652.00
10	\$1,550.00	\$190.00	\$1,740.00	\$1,590.00	\$195.00	\$1,785.00	\$1,630.00	\$200.00	\$1,830.00
11	\$1,705.00	\$208.00	\$1,913.00	\$1,749.00	\$213.00	\$1,962.00	\$1,793.00	\$218.00	\$2,011.00
12 or more**	\$1,860.00	\$224.00	\$2,084.00	\$1,908.00	\$230.00	\$2,138.00	\$1,956.00	\$236.00	\$2,192.00
<b>Annual Full-time</b>	<b>\$3,720.00</b>	<b>\$448.00</b>	<b>\$4,168.00</b>	<b>\$3,816.00</b>	<b>\$460.00</b>	<b>\$4,276.00</b>	<b>\$3,912.00</b>	<b>\$472.00</b>	<b>\$4,384.00</b>

<b>Out-of-State *</b>									
1	\$465.00	\$231.00	\$696.00	\$477.00	\$237.00	\$714.00	\$489.00	\$243.00	\$732.00
2	\$930.00	\$252.00	\$1,182.00	\$954.00	\$258.00	\$1,212.00	\$978.00	\$264.00	\$1,242.00
3	\$1,395.00	\$270.00	\$1,665.00	\$1,431.00	\$276.00	\$1,707.00	\$1,467.00	\$282.00	\$1,749.00
4	\$1,860.00	\$285.00	\$2,145.00	\$1,908.00	\$291.00	\$2,199.00	\$1,956.00	\$297.00	\$2,253.00
5	\$2,325.00	\$336.00	\$2,661.00	\$2,385.00	\$345.00	\$2,730.00	\$2,445.00	\$354.00	\$2,799.00
6	\$2,790.00	\$384.00	\$3,174.00	\$2,862.00	\$393.00	\$3,255.00	\$2,934.00	\$402.00	\$3,336.00
7	\$3,255.00	\$432.00	\$3,687.00	\$3,339.00	\$444.00	\$3,783.00	\$3,423.00	\$456.00	\$3,879.00
8	\$3,720.00	\$477.00	\$4,197.00	\$3,816.00	\$489.00	\$4,305.00	\$3,912.00	\$501.00	\$4,413.00
9	\$4,185.00	\$528.00	\$4,713.00	\$4,293.00	\$540.00	\$4,833.00	\$4,401.00	\$555.00	\$4,956.00
10	\$4,650.00	\$570.00	\$5,220.00	\$4,770.00	\$585.00	\$5,355.00	\$4,890.00	\$600.00	\$5,490.00
11	\$5,115.00	\$624.00	\$5,739.00	\$5,247.00	\$639.00	\$5,886.00	\$5,379.00	\$654.00	\$6,033.00
12 or more**	\$5,580.00	\$672.00	\$6,252.00	\$5,724.00	\$690.00	\$6,414.00	\$5,868.00	\$708.00	\$6,576.00
<b>Annual Full-time</b>	<b>\$11,160.00</b>	<b>\$1,344.00</b>	<b>\$12,504.00</b>	<b>\$11,448.00</b>	<b>\$1,380.00</b>	<b>\$12,828.00</b>	<b>\$11,736.00</b>	<b>\$1,416.00</b>	<b>\$13,152.00</b>

<b>NEBHE *</b>									
1	\$232.50	\$115.50	\$348.00	\$238.50	\$118.50	\$357.00	\$244.50	\$121.50	\$366.00
2	\$465.00	\$126.00	\$591.00	\$477.00	\$129.00	\$606.00	\$489.00	\$132.00	\$621.00
3	\$697.50	\$135.00	\$832.50	\$715.50	\$138.00	\$853.50	\$733.50	\$141.00	\$874.50
4	\$930.00	\$142.50	\$1,072.50	\$954.00	\$145.50	\$1,099.50	\$978.00	\$148.50	\$1,126.50
5	\$1,162.50	\$168.00	\$1,330.50	\$1,192.50	\$172.50	\$1,365.00	\$1,222.50	\$177.00	\$1,399.50
6	\$1,395.00	\$192.00	\$1,587.00	\$1,431.00	\$196.50	\$1,627.50	\$1,467.00	\$201.00	\$1,668.00
7	\$1,627.50	\$216.00	\$1,843.50	\$1,669.50	\$222.00	\$1,891.50	\$1,711.50	\$228.00	\$1,939.50
8	\$1,860.00	\$238.50	\$2,098.50	\$1,908.00	\$244.50	\$2,152.50	\$1,956.00	\$250.50	\$2,206.50
9	\$2,092.50	\$264.00	\$2,356.50	\$2,146.50	\$270.00	\$2,416.50	\$2,200.50	\$277.50	\$2,478.00
10	\$2,325.00	\$285.00	\$2,610.00	\$2,385.00	\$292.50	\$2,677.50	\$2,445.00	\$300.00	\$2,745.00
11	\$2,557.50	\$312.00	\$2,869.50	\$2,623.50	\$319.50	\$2,943.00	\$2,689.50	\$327.00	\$3,016.50
12 or more**	\$2,790.00	\$336.00	\$3,126.00	\$2,862.00	\$345.00	\$3,207.00	\$2,934.00	\$354.00	\$3,288.00
<b>Annual Full-time</b>	<b>\$5,580.00</b>	<b>\$672.00</b>	<b>\$6,252.00</b>	<b>\$5,724.00</b>	<b>\$690.00</b>	<b>\$6,414.00</b>	<b>\$5,868.00</b>	<b>\$708.00</b>	<b>\$6,576.00</b>

\* For FY18 and FY19 extending the in-state tuition and fees for neighboring States (Massachusetts, Rhode Island and New York) at the following Colleges: Asnuntuck CC Quinebaug Valley CC, Three Rivers CC, Norwalk CC, Northwestern CC, Housatonic CC, and Naugatuck Valley CC-Danbury Campus

\*\*Excess Credits Tuition Charge - An additional flat tuition charge of \$100 per semester shall apply when total registered credits exceed 17 for the semester

<b>Mandatory Usage Fees</b>						
Laboratory Course Fee, per registration	\$91.00			-		-
Studio Course Fee, per registration	\$97.00			-		-
Clinical Program Fee-Level 1*	\$312.00			\$475.00		\$487.00
Clinical Program Fee-Level 2*	\$223.00			\$350.00		\$359.00
Advanced Manufacturing Fee*	-			\$475.00		\$487.00
Supplemental Course Fee Level 1 **	-			\$100.00		\$103.00
Supplemental Course Fee Level 2 **	-			\$200.00		\$205.00
Supplemental Course Fee Level 3 **	-			\$300.00		\$308.00
Material Fee ***	-			\$50.00		\$51.00

\* Per semester; not assess Material or Supplemental Course Fee

\*\* Per course; level determined by additional contact hours

\*\*\* Per course, where applicable

# CONNECTICUT COMMUNITY COLLEGES

# ATTACHMENT B

## FY2018 and FY2019 Proposed Student Activity and Transportation Fees

### Per Semester

College	FY2017 Approved		Effective Fall 2017 FY2018 Proposed		Effective Fall 2018 FY2019 Proposed	
	Full-Time	Part-Time	Full-Time	Part-Time	Full-Time	Part-Time
Asnuntuck	\$ 20.00	\$ 10.00	\$ 20.00	\$ 10.00	\$ 20.00	\$ 10.00
Capital	\$ 34.00	\$ 24.00	\$ 20.00	\$ 10.00	\$ 20.00	\$ 10.00
Gateway	\$ 20.00	\$ 10.00	\$ 20.00	\$ 10.00	\$ 20.00	\$ 10.00
Housatonic	\$ 10.00	\$ 5.00	\$ 10.00	\$ 5.00	\$ 10.00	\$ 5.00
Manchester	\$ 20.00	\$ 10.00	\$ 20.00	\$ 10.00	\$ 20.00	\$ 10.00
Middlesex	\$ 20.00	\$ 10.00	\$ 20.00	\$ 10.00	\$ 20.00	\$ 10.00
Naugatuck Valley	\$ 20.00	\$ 15.00	\$ 10.00	\$ 5.00	\$ 10.00	\$ 5.00
Northwestern	\$ 15.00	\$ 10.00	\$ 15.00	\$ 10.00	\$ 15.00	\$ 10.00
Norwalk	\$ 10.00	\$ 5.00	\$ 10.00	\$ 5.00	\$ 10.00	\$ 5.00
Quinebaug	\$ 15.00	\$ 10.00	\$ 15.00	\$ 10.00	\$ 15.00	\$ 10.00
Three Rivers	\$ 20.00	\$ 10.00	\$ 20.00	\$ 10.00	\$ 20.00	\$ 10.00
Tunxis	\$ 20.00	\$ 10.00	\$ 20.00	\$ 10.00	\$ 20.00	\$ 10.00

Transportation Fee (Per Semester) *	\$ 20.00	\$ 20.00	\$ 20.00	\$ 20.00
-------------------------------------	----------	----------	----------	----------

\* Transportation Fee applies to all students at Colleges excluding Naugatuck Valley CC, Quinebaug Valley CC, and Northwestern CC.

**CONNECTICUT COMMUNITY COLLEGES**  
**FY2018 and FY2019 Extension Fees - Proposed**  
**Excluding Student Activity Fee**

**ATTACHMENT B**

Revised 3/29/2017

Effective Fall 2017

Effective Fall 2018

Semester Hours	FY 2017 Approved			FY2018 Proposed			FY2019 Proposed		
	Extension Fee	College Services Fee	Total	Extension Fee	College Services Fee	Total	Extension Fee	College Services Fee	Total
<b>In-State</b>									
1	\$168.00	\$77.00	\$245.00	\$172.00	\$79.00	\$251.00	\$176.00	\$81.00	\$257.00
2	\$336.00	\$84.00	\$420.00	\$344.00	\$86.00	\$430.00	\$352.00	\$88.00	\$440.00
3	\$504.00	\$90.00	\$594.00	\$516.00	\$92.00	\$608.00	\$528.00	\$94.00	\$622.00
4	\$672.00	\$95.00	\$767.00	\$688.00	\$97.00	\$785.00	\$704.00	\$99.00	\$803.00
5	\$840.00	\$112.00	\$952.00	\$860.00	\$115.00	\$975.00	\$880.00	\$118.00	\$998.00
6	\$1,008.00	\$128.00	\$1,136.00	\$1,032.00	\$131.00	\$1,163.00	\$1,056.00	\$134.00	\$1,190.00
7	\$1,176.00	\$144.00	\$1,320.00	\$1,204.00	\$148.00	\$1,352.00	\$1,232.00	\$152.00	\$1,384.00
8	\$1,344.00	\$159.00	\$1,503.00	\$1,376.00	\$163.00	\$1,539.00	\$1,408.00	\$167.00	\$1,575.00
9	\$1,512.00	\$176.00	\$1,688.00	\$1,548.00	\$180.00	\$1,728.00	\$1,584.00	\$185.00	\$1,769.00
10	\$1,680.00	\$190.00	\$1,870.00	\$1,720.00	\$195.00	\$1,915.00	\$1,760.00	\$200.00	\$1,960.00
11	\$1,848.00	\$208.00	\$2,056.00	\$1,892.00	\$213.00	\$2,105.00	\$1,936.00	\$218.00	\$2,154.00
12	\$2,016.00	\$224.00	\$2,240.00	\$2,064.00	\$230.00	\$2,294.00	\$2,112.00	\$236.00	\$2,348.00
13	\$2,184.00	\$224.00	\$2,408.00	\$2,236.00	\$230.00	\$2,466.00	\$2,288.00	\$236.00	\$2,524.00
14	\$2,352.00	\$224.00	\$2,576.00	\$2,408.00	\$230.00	\$2,638.00	\$2,464.00	\$236.00	\$2,700.00
15	\$2,520.00	\$224.00	\$2,744.00	\$2,580.00	\$230.00	\$2,810.00	\$2,640.00	\$236.00	\$2,876.00
etc.									
<b>Out-of-State *</b>									
1	\$168.00	\$231.00	\$399.00	\$172.00	\$237.00	\$409.00	\$176.00	\$243.00	\$419.00
2	\$336.00	\$252.00	\$588.00	\$344.00	\$258.00	\$602.00	\$352.00	\$264.00	\$616.00
3	\$504.00	\$270.00	\$774.00	\$516.00	\$276.00	\$792.00	\$528.00	\$282.00	\$810.00
4	\$672.00	\$285.00	\$957.00	\$688.00	\$291.00	\$979.00	\$704.00	\$297.00	\$1,001.00
5	\$840.00	\$336.00	\$1,176.00	\$860.00	\$345.00	\$1,205.00	\$880.00	\$354.00	\$1,234.00
6	\$1,008.00	\$384.00	\$1,392.00	\$1,032.00	\$393.00	\$1,425.00	\$1,056.00	\$402.00	\$1,458.00
7	\$1,176.00	\$432.00	\$1,608.00	\$1,204.00	\$444.00	\$1,648.00	\$1,232.00	\$456.00	\$1,688.00
8	\$1,344.00	\$477.00	\$1,821.00	\$1,376.00	\$489.00	\$1,865.00	\$1,408.00	\$501.00	\$1,909.00
9	\$1,512.00	\$528.00	\$2,040.00	\$1,548.00	\$540.00	\$2,088.00	\$1,584.00	\$555.00	\$2,139.00
10	\$1,680.00	\$570.00	\$2,250.00	\$1,720.00	\$585.00	\$2,305.00	\$1,760.00	\$600.00	\$2,360.00
11	\$1,848.00	\$624.00	\$2,472.00	\$1,892.00	\$639.00	\$2,531.00	\$1,936.00	\$654.00	\$2,590.00
12	\$2,016.00	\$672.00	\$2,688.00	\$2,064.00	\$690.00	\$2,754.00	\$2,112.00	\$708.00	\$2,820.00
13	\$2,184.00	\$672.00	\$2,856.00	\$2,236.00	\$690.00	\$2,926.00	\$2,288.00	\$708.00	\$2,996.00
14	\$2,352.00	\$672.00	\$3,024.00	\$2,408.00	\$690.00	\$3,098.00	\$2,464.00	\$708.00	\$3,172.00
15	\$2,520.00	\$672.00	\$3,192.00	\$2,580.00	\$690.00	\$3,270.00	\$2,640.00	\$708.00	\$3,348.00
etc.									
<b>NEBHE *</b>									
1	\$168.00	\$115.50	\$283.50	\$172.00	\$118.50	\$290.50	\$176.00	\$121.50	\$297.50
2	\$336.00	\$126.00	\$462.00	\$344.00	\$129.00	\$473.00	\$352.00	\$132.00	\$484.00
3	\$504.00	\$135.00	\$639.00	\$516.00	\$138.00	\$654.00	\$528.00	\$141.00	\$669.00
4	\$672.00	\$142.50	\$814.50	\$688.00	\$145.50	\$833.50	\$704.00	\$148.50	\$852.50
5	\$840.00	\$168.00	\$1,008.00	\$860.00	\$172.50	\$1,032.50	\$880.00	\$177.00	\$1,057.00
6	\$1,008.00	\$192.00	\$1,200.00	\$1,032.00	\$196.50	\$1,228.50	\$1,056.00	\$201.00	\$1,257.00
7	\$1,176.00	\$216.00	\$1,392.00	\$1,204.00	\$222.00	\$1,426.00	\$1,232.00	\$228.00	\$1,460.00
8	\$1,344.00	\$238.50	\$1,582.50	\$1,376.00	\$244.50	\$1,620.50	\$1,408.00	\$250.50	\$1,658.50
9	\$1,512.00	\$264.00	\$1,776.00	\$1,548.00	\$270.00	\$1,818.00	\$1,584.00	\$277.50	\$1,861.50
10	\$1,680.00	\$285.00	\$1,965.00	\$1,720.00	\$292.50	\$2,012.50	\$1,760.00	\$300.00	\$2,060.00
11	\$1,848.00	\$312.00	\$2,160.00	\$1,892.00	\$319.50	\$2,211.50	\$1,936.00	\$327.00	\$2,263.00
12	\$2,016.00	\$336.00	\$2,352.00	\$2,064.00	\$345.00	\$2,409.00	\$2,112.00	\$354.00	\$2,466.00
13	\$2,184.00	\$336.00	\$2,520.00	\$2,236.00	\$345.00	\$2,581.00	\$2,288.00	\$354.00	\$2,642.00
14	\$2,352.00	\$336.00	\$2,688.00	\$2,408.00	\$345.00	\$2,753.00	\$2,464.00	\$354.00	\$2,818.00
15	\$2,520.00	\$336.00	\$2,856.00	\$2,580.00	\$345.00	\$2,925.00	\$2,640.00	\$354.00	\$2,994.00
etc.									

\* For FY18 and FY19 extending the in-state tuition and fees for neighboring States (Massachusetts, Rhode Island and New York) at the following Colleges: Asnuntuck CC Quinebaug Valley CC, Three Rivers CC, Norwalk CC, Northwestern CC, Housatonic CC, and Naugatuck Valley CC-Danbury Campus

Mandatory Usage Fees								
Laboratory Course Fee, per registration	\$91.00							
Studio Course Fee, per registration	\$97.00							
Clinical Program Fee-Level 1*	\$312.00			\$475.00			\$487.00	
Clinical Program Fee-Level 2*	\$223.00			\$350.00			\$359.00	
Advanced Manufacturing Fee*	-			\$475.00			\$487.00	
Supplemental Course Fee Level 1 **	-			\$100.00			\$103.00	
Supplemental Course Fee Level 2 **	-			\$200.00			\$205.00	
Supplemental Course Fee Level 3 **	-			\$300.00			\$308.00	
Material Fee ***	-			\$50.00			\$51.00	

\* Per semester; not assess Material or Supplemental Course Fee

\*\* Per course; level determined by additional contact hours

\*\*\* Per course, where applicable

**CONNECTICUT COMMUNITY COLLEGES**  
**FY2018 and FY2019 Proposed Tier II Fees**

**ATTACHMENT B**

	Effective Fall 2017		Effective Fall 2018
	Approved	Proposed	Proposed
	<u>FY2017</u>	<u>FY2018</u>	<u>FY2019</u>
	Effective	Effective	Effective
	Fall 2016 Semester	Fall 2017 Semester	Fall 2018 Semester
<b>Educational Extension Fees</b>			
Academic Evaluation Fee	\$15.00	\$15.00	\$15.00
Portfolio Assessment Fee	\$100.00	\$100.00	\$100.00
Proctoring fee per test (4)	\$15/\$35	\$15/\$35	\$15/\$35
CT-CCNP Student Assessment Fee *	\$82 / \$262	\$82 / \$262	\$82 / \$262
<b>Auxiliary Activity Fees</b>			
Application Fee	\$20.00	\$20.00	\$20.00
Program Enrollment Fee (2)	\$20.00	\$20.00	\$20.00
Late Registration Fee	\$5.00	\$5.00	\$5.00
Replacement of Lost ID Card	\$10.00	\$10.00	\$10.00
Replacement of Lost Parking Access Card Fee **	\$15.00	\$15.00	\$15.00
Returned Check Fee	\$25.00	\$25.00	\$25.00
Late Payment Fee	\$15.00	\$15.00	\$15.00
Installment Plan Fee	\$25.00	\$25.00	\$25.00
CLEP Service Fee (3)	\$15.00	\$15.00	\$15.00

(1) Rate set on a per course basis depending on course offered.

(2) Not applicable if the student has paid the application fee.

(3) Authorized to a maximum amount as stated, subject to change based on CLEP fee schedule

(4) Proctoring fee of \$15 for CCC students and \$35 for non-CCC students

\* Connecticut Community College Nursing Program (CT-CCNP) Student Assessment and NCLEX-RN Preparation Fee; \$82.00 per student per semester for semesters 1-3; \$262.00 per student in semester 4. The higher fee in the final semester accounts for the cost of the NCLEX-RN Review course provided at the end of the program.

\*\* Capital Community College replacement of Lost Parking Access Card Fee

**Charter Oak State College**  
**Tuition Rate & Fee Schedule**

**ATTACHMENT C**

	Actual	Proposed		FY17/18 Change		FY 18/19 Change	
	2017 Rate	2018 Rate	2019 Rate	\$	%	\$	%
<b><u>Tuition</u></b>							
Tuition (Resident) per credit	\$287	\$298	\$310	\$11	3.8%	\$12	3.9%
Tuition (Nonresident) per credit	\$377	\$392	\$408	\$15	4.0%	\$16	3.9%
Graduate Tuition (Resident) per credit	\$468	\$486	\$506	\$18	3.9%	\$20	4.0%
Graduate Tuition (Nonresident) per credit	\$489	\$508	\$529	\$19	3.9%	\$21	4.0%
College Fee (Resident) per semester	\$201	\$209	\$217	\$8	4.0%	\$8	3.7%
College Fee (Nonresident) per semester	\$267	\$275	\$284	\$8	3.0%	\$9	3.2%
Graduate College Fee (Resident) per semester	\$333	\$346	\$356	\$13	3.9%	\$10	2.8%
Graduate College Fee (Nonresident) per semester	\$354	\$368	\$377	\$14	4.0%	\$9	2.4%
<b><u>Non Tuition Fees</u></b>							
<b><u>Credit Assessment Program Review</u></b>							
Nonprofit review of one Program or 10 courses and the 4 Year Review	\$2,250	\$2,250	\$2,250	\$0	0.0%	\$0	0.0%
For-Profit review of one Program or 10 courses and the 4 Year Review	\$4,500	\$4,500	\$4,500	\$0	0.0%	\$0	0.0%
Nonprofit additional review of up to 5 additional courses within 4 Years	\$475	\$475	\$475	\$0	0.0%	\$0	0.0%
For-Profit additional review of up to 5 additional courses within 4 Years	\$813	\$813	\$813	\$0	0.0%	\$0	0.0%
<b><u>Portfolio Assessment</u></b>							
Assessment Fee for matriculated students per course	\$320	\$320	\$320	\$0	0.0%	\$0	0.0%
Assessment Fee for CT non-matriculated students per course	\$400	\$400	\$400	\$0	0.0%	\$0	0.0%
Portfolio-non credit assessment fee	\$187	\$187	\$187	\$0	0.0%	\$0	0.0%
Practicum - per course review for external courses	\$54	\$54	\$54	\$0	0.0%	\$0	0.0%
Concentration Program Proposal Fee	\$340	\$340	\$340	\$0	0.0%	\$0	0.0%
<b><u>After School Education Credential</u></b>							
Review of non-COSC courses - \$54/course to maximum of \$216	\$54	\$54	\$54	\$0	0.0%	\$0	0.0%
Audit Fee Resident	\$144	\$144	\$144	\$0	0.0%	\$0	0.0%
Audit Fee Nonresident	\$189	\$189	\$189	\$0	0.0%	\$0	0.0%
<b>Early Childhood Alt Route</b>	\$6,995	\$6,995	\$6,995	\$0	0.0%	\$0	0.0%
<b>Pharmacists Refresher Courses</b>	\$550	\$550	\$550	\$0	0.0%	\$0	0.0%
<b><u>CT Directors' Credential</u></b>							
Credentialing Fees							
- Initial	\$107	\$107	\$107	\$0	0.0%	\$0	0.0%
- Standard	\$134	\$134	\$134	\$0	0.0%	\$0	0.0%
- Master	\$161	\$161	\$161	\$0	0.0%	\$0	0.0%
Renewal Fee							
- Initial & Standard levels - good for 3 years	\$80	\$80	\$80	\$0	0.0%	\$0	0.0%
- Master level - good for 6 years	\$107	\$107	\$107	\$0	0.0%	\$0	0.0%
<b><u>CT Parenting Educator Credential</u></b>							
-Provisional level	\$50	\$50	\$50	\$0	0.0%	\$0	0.0%
- Level 1 - level IV (valid three years)	\$100	\$100	\$100	\$0	0.0%	\$0	0.0%
- Renewal fee (levels I - IV)	\$75	\$75	\$75	\$0	0.0%	\$0	0.0%
<b><u>Credit Registry - General</u></b>							
-Resident per year	\$321	\$321	\$321	\$0	0.0%	\$0	0.0%
-Non resident per year	\$515	\$799	\$799	\$284	55.2%	\$0	0.0%
-Reactivate registry	\$63	\$75	\$75	\$12	19.1%	\$0	0.0%
-Connecticut Credit Assessment Program (1 year)	\$130	\$150	\$150	\$20	15.4%	\$0	0.0%
<b><u>Credit Registry for Early Childhood &amp; Connecticut Teachers</u></b>							
-Establish transcript (up to 24 credits during first year - includes on transcript)	\$130	\$150	\$150	\$20	15.4%	\$0	0.0%
-Reactivate registry	\$63	\$75	\$75	\$12	19.1%	\$0	0.0%
<b><u>Military Partnerships</u></b>							
-Associate/Bachelor's military partnership program (per course)	\$250	\$250	\$250	\$0	0.0%	\$0	0.0%
<b><u>Testing Fees</u></b>							
-COSC Exam (Pathways Exam)	\$100	\$100	\$100	\$0	0.0%	\$0	0.0%
-CLEP Administration	\$50	\$50	\$50	\$0	0.0%	\$0	0.0%
-DANTES Administration	\$50	\$50	\$50	\$0	0.0%	\$0	0.0%
-Exam Reschedule	\$20	\$20	\$20	\$0	0.0%	\$0	0.0%
<b><u>Credential Evaluation of License or Certification</u></b>							
Matriculated students	\$300	\$400	\$400	\$100	33.3%	\$0	0.0%
CT non-matriculated students	\$317	\$450	\$450	\$133	42.0%	\$0	0.0%
Non-matriculated students, non-residents	\$504	\$600	\$600	\$96	19.1%	\$0	0.0%
<b><u>Other Fees</u></b>							
Late Registration Fee per semester	\$40	\$55	\$70	\$15	37.5%	\$15	21.4%
Technology Fee per semester	\$60	\$68	\$70	\$8	13.3%	\$2	2.9%
Diploma Replacement	\$30	\$30	\$30	\$0	0.0%	\$0	0.0%
Graduation	\$205	\$215	\$225	\$10	4.9%	\$10	4.4%
Application Fee for Certificate or Degree Program	\$75	\$75	\$75	\$0	0.0%	\$0	0.0%
Bad Check	\$35	\$35	\$35	\$0	0.0%	\$0	0.0%
Continuing Education Fee	\$10	\$10	\$10	\$0	0.0%	\$0	0.0%
Rush Transcript (mailed within 48 business hours of receipt)	\$20	\$20	\$20	\$0	0.0%	\$0	0.0%
Undergraduate Program Deposit	\$150	\$150	\$150	\$0	0.0%	\$0	0.0%
Payment Plan Setup/Registration Fee	\$45	\$45	\$45	\$0	0.0%	\$0	0.0%
Payment Plan Late payment Fee	\$20	\$20	\$20	\$0	0.0%	\$0	0.0%
Contract Learning Extension	\$45	\$45	\$45	\$0	0.0%	\$0	0.0%

College of Technology Community College Certificate through B.S. Degree at CCSU Pathway Crosswalk

Approved 11/18/16 by College of Technology Site Coordinator Council

CSCU Community Colleges Advanced Manufacturing Machine Technology	Credits	CT State Colleges & Universities Technology Studies A.S. Degree	Credits	Central CT State University B.S. Degree in Industrial Technology - Technology Management	Credits	
		<b>Technology Core</b> - Manufacturing Machine Technology Certificate block transfers into A.S. Degree - satisfies the 30 Technology Studies Technology Core credits that are required		<b>Specialization Requirements</b>		
Advanced Manufacturing Machine Technology Certificates from: ACC, HCC, NVCC, QVCC	34	<b>Specialization Electives - Technical Electives</b>	15	All Directed and Specialization Electives in the Technology Core will be transferred in as a block of credits towards the B.S. in Industrial Technology - Technology Management. <i>Additional credits in technology and engineering disciplines can also be transferred as a block credit up to a total of 45 credits.</i>	31	
		<b>Directed Electives</b> -Designated by Advisor	12			
		<b>CAD Elective</b>	3	MFG 121 Technical Drafting and CAD	3	
Certificate: TOTAL 34 CR		Technology Core Transferred 30 cr		Technology Core Transferred 34 cr		
		<b>General Education</b>		<b>General Education</b>		
		ENG 101 Composition	3	ENG 110 English Composition	3	
		ENG 202 Technical Writing	3	ENGR 290 Engineering Technical Writing and Presentation	3	
		COM 173 Public Speaking	3			
		History Elective <b>or</b> Economics Elective	3	HIST 1XX	3	
		Psychology Elective <b>or</b> Sociology Elective	3	ANTH/SOC/PSY (see Study Area III)	3	
		Fine Arts Elective	3	ENG (Lit)/ ART/MUS/PHIL (Study Area I)	3	
		Geography Elective <b>or</b> Political Science Elective <b>or</b> History Elective	3	HIST/GEOG/PS/ECON Study Area II	3	
		<b>Science and Math</b>				
		MAT 167 Principles of Statistics (3cr) <b>or</b> MAT 168 Elementary Statistics and Probability I (4cr)	3	STAT 101 Elementary Statistics	3	
		MAT 186 Pre-Calculus	4	MATH 119 Precalc w Trigonometry	4	
		PHY 121 General Physics I <b>or</b> PHY 110 Introductory Physics	4	PHYS 121 General Physics I	4	
		CHE 121 General Chemistry I w/ Lab <b>or</b> CHE 111 Concepts of Chemistry	4	CHEM 161/162 General Chemistry w/lab	4	
		General Education 36 cr		General Education Transferred 33 cr		
		A.S. Degree: TOTAL 66 CR		HIST/GEOG/PS/ECON Study Area II <b>or</b> Free Elective in Specialization		3
				PHIL 144 Moral Issues OR ENG (Lit)/ ART/MUS/PHIL (Study Area I) <b>or</b> Free Elective in Specialization		3
				ENG (Lit)/ ART/MUS/PHIL (Study Area I)		3
				ANTH/SOC/PSY (see Study Area III)		3
				General Education 12 cr		
				<b>Business Requirements</b>		
				AC 210 Industrial Accounting		3
				MGT 295 Introduction to Management and Organizational Behavior		3
				MKT 295 Introduction to Marketing		3
				TM 190 Global Quality Management Systems		3
				TM 310 Environment, Health and Safety		3
				TM 362 Leading Project Teams		3
				TM 401 Industrial Internship		3
				Business Requirements 21 cr		
				Free Electives to meet Specialization Requirements (39 credits)		5
				Electives required to complete 122 credits		17
						B.S. Degree: TOTAL 122 CR



# **BOARD OF REGENTS**

## **FACULTY AWARDS**

**2016-17 Academic Year**

In recognition of Assistant and Associate Professors in tenure-track or tenured positions and adjunct faculty members:

who have distinguished themselves as outstanding teachers and have established a track record of promoting instructional improvements for their departments; or

who are doing exceptional research, scholarly, and/or creative work

### **Teaching Awards<sup>1&2</sup>**

(Connecticut State Universities)

### **Teaching Awards<sup>1&2</sup>**

(Connecticut Community Colleges)

### **Research Awards<sup>1&2</sup>**

(Connecticut State Universities)

### **Scholarly Excellence Awards<sup>1&2</sup>**

(Connecticut Community Colleges)

### **Adjunct Faculty Teaching Awards<sup>3</sup>**

1. campus-based awards
2. a single system-wide award among campus-based nominations
3. system-wide awards (2) among campus-based nominations

# **BOARD OF REGENTS**

## **FACULTY AWARDS**

### **Teaching Awards**

(Connecticut State Universities)

<b><u>Institution</u></b>	<b><u>Campus Nominee</u></b>	<b><u>Faculty Rank / Discipline</u></b>
Central	Dr. Barbara Clark	Associate Professor / Literacy, Elementary, and Early Childhood Education
Eastern	Dr. Maureen McDonnell	Associate Professor / English
Southern	Dr. Melissa Talhelm	Associate Professor / English
Western	Dr. Christine Hegel-Cantarella	Assistant Professor / Social Sciences

Per its collective review and assessment of the institutions' nomination packages, the Selection Committee for the Teaching Award for the universities recommends the recipient of the:

### **System's Teaching Award** (Connecticut State Universities)

**Dr. Christine Hegel-Cantarella**  
**Western Connecticut State University**

# **BOARD OF REGENTS**

## **FACULTY AWARDS**

### **Teaching Awards**

(Connecticut Community Colleges)

<b><u>Institution</u></b>	<b><u>Campus Nominee</u></b>	<b><u>Faculty Rank / Discipline</u></b>
Asnuntuck	Joseph Finckel	Associate Professor / English
Capital	Dr. Daniela Ragusa	Associate Professor / Math
Gateway	Elizabeth Keefe	Associate Professor / English & College Advancement Studies
Housatonic	Laura Turiano	Assistant Professor / Psychology and Human Services
Middlesex	Dr. Eva Jones	Associate Professor / English
Quinebaug Valley	Janet Hall	Assistant Professor / Computer Science
Tunxis	Amy Feest	Associate Professor / Business and Technology

Per its collective review and assessment of the institutions' nomination packages, the Selection Committee for the Teaching Award for the community colleges recommends the recipient of the:

### **System's Teaching Award** (Connecticut Community Colleges)

**Amy Feest**  
**Tunxis Community College**

# **BOARD OF REGENTS**

## **FACULTY AWARDS**

### **Research Awards**

<b><u>Institution</u></b>	<b><u>Campus Nominee</u></b>	<b><u>Faculty Rank / Discipline</u></b>
Central	Dr. Linda Reeder	Associate Professor / Manufacturing & Construction Management
Eastern	Dr. Martin Mendoza-Botelho	Associate Professor / Political Science
Southern	Dr. Corinne Blackmer	Associate Professor / English
Western	Dr. Michelle Monette	Assistant Professor / Biological and Environmental Sciences

Per its collective review and assessment of the institutions' nomination packages, the Selection Committee for the Research Award recommends the recipient of the:

### **System's Research Award**

**Dr. Linda Reeder**  
**Central Connecticut State University**

**BOARD OF REGENTS**  
**FACULTY AWARDS**  
**Scholarly Excellence Awards**

<b><u>Institution</u></b>	<b><u>Campus Nominee</u></b>	<b><u>Faculty Rank / Discipline</u></b>
Asnuntuck	Amely Cross	Assistant Professor / Chemistry & Physics
Naugatuck Valley	Burton Tedesco	Assistant Professor / Theater
Norwalk	Dr. Rachel Milloy	Assistant Professor / English
Quinebaug Valley	Heath Hightower	Associate Professor / Human Services

Per its collective review and assessment of the institutions' nomination packages, the Selection Committee for the Scholarly Excellence Award recommends the recipient of the:

**System's Scholarly Excellence Award**

**Dr. Rachel Milloy**  
**Norwalk Community College**

# **BOARD OF REGENTS**

## **FACULTY AWARDS**

### **System's Adjunct Faculty Teaching Awards**

**Dr. Leonardo Kurachi-Ubé – Gateway Community College**

Adjunct Faculty - Biology

**&**

**Dr. Kate Miller – Middlesex Community College**

Adjunct Lecturer - Biology

The Adjunct Faculty Teacher Awards are system-wide awards only. Per its collective review and assessment of the institutions' nomination packages, the Selection Committee for the Adjunct Faculty Awards recommends that the recipients are as listed above.

The other nominees were:

Lorie Woodson	Asnuntuck Community College
Vangella Buchanan	Capital Community College
Dr. Donald Rogers	Central Connecticut State University
Karl Stoker	Eastern Connecticut State University
Mary Madden	Quinebaug Valley Community College
Dr. Lisa Nakamura	Southern Connecticut State University
Kelli Mann	Tunxis Community College

# BOARD OF REGENTS

## FACULTY AWARDS

### Selection Committees

The members of the five Selection Committees reviewed and assessed the campus-based nomination packages which consisted of:

- 1) Cover Sheet
- 2) Letter of Nomination
- 3) Nominee's Reflective Statement
- 4) Letter of Support from one to three colleagues or students
- 5) Nominee's abbreviated curriculum vitae

Each nomination package was reviewed and assessed by a minimum of three committee members. The average total assessment points were used to determine the committee's recommendation to the Board of Regents for the respective System Award(s).

The members of the various Selection Committees were:

Celeste Arrieta Three Rivers Community College	Maria Buchta Norwalk Community College	Dr. Jane Carey Quinebaug Valley Community College
Dr. Neeta Connally Western Connecticut State University	Dr. Surekha Davies Western Connecticut State University	Dr. Megan DeLivron Gateway Community College
Michael Demers Asnuntuck Community College	Dr. James Diller Eastern Connecticut State University	Nancy Fleming Norwalk Community College
Dr. Nicholas Greco Western Connecticut State University	Dr. Jess Gregory Southern Connecticut State University	Dr. Khaled Hammad Central Connecticut State University
Dr. Hannah Moeckel-Rieke Norwalk Community College	Julia Petitfrere Naugatuck Valley Community College	Teresa Russo Gateway Community College
Dr. Kristalyn Salters-Pedneault Eastern Connecticut State University	Dr. Monica Sousa Western Connecticut State University	Michael Stutz Three Rivers Community College
Christopher Tuccio Naugatuck Valley Community College	Dr. Christine Unson Southern Connecticut State University	Jennifer Wittke Tunxis Community College
Heidi Zenie Three Rivers Community College		